



Shank adapters

Shank adapters

	Page
Shank rods	75
Atlas Copco.....	76
Boart.....	79
Furukawa	80
Gardner-Denver, Ingersoll-Rand and Klemm	81
Montabert	82
SIG.....	83
Sandvik.....	84
Secoma and Toyo.....	89

ROCK DRILL CATEGORIES

BE = bench drilling



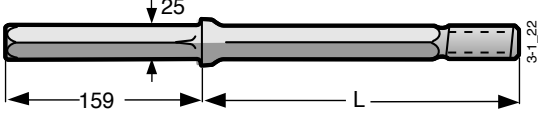
BO = bolting

DS = dimensional stone drilling

PD = production drilling underground (long hole drilling)

TU = drifting and tunneling

Shank rods

	Dimensions, mm			Part No.
	Flushing tube	Thread	L	
For hexagonal bushing 22 x 108 mm	4.5-5.0	R22	255	7801-6103-13
	4.5-5.0	R23	255	7807-6103-11*
Flushing hole Ø 6.7 mm.	4.5-5.0	R25	255	7802-6103-13
For hexagonal bushing 25 x 108 mm	4.5-5.0	R23	255	7807-7103-11*
	4.5-5.0	R25	255	7802-7103-14
Flushing hole Ø 8.6 mm.				
For hexagonal bushing 25 x 159	8	R25	255	7802-7503-20
				
Flushing hole Ø 8.6 mm.				

* No packing. Not suitable for hydraulic machines with water flushing.

Shank adapters

Atlas Copco

	Hammer category	Dimensions, mm			Part No.
		Flushing tube	Thread	L	
<p>Atlas Copco BBC 43, 44, 45 and 100</p>	TU	10	R32	380	7803-3100-30
<p>Atlas Copco BBC 51, 52, 54 and 120</p>	TU TU	10 10	R32 T38	380 390	7803-4200-30 7304-4200-30
<p>Atlas Copco BBE 57</p>	BE	14	T38	537	7304-7502-60
<p>Atlas Copco COP 125, 130 and 131</p>	TU, BE, PD	14	T38	380	7304-4500-60
<p>Atlas Copco COP 1032 HD</p>	TU, B0	—	R32	340	7803-3588-01
	TU, B0	—	R38	340	7804-3575-01
<p>Atlas Copco COP 1032</p>	BE	—	T35	550	7307-3576-01

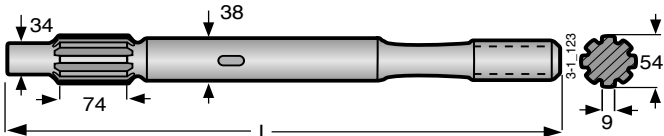
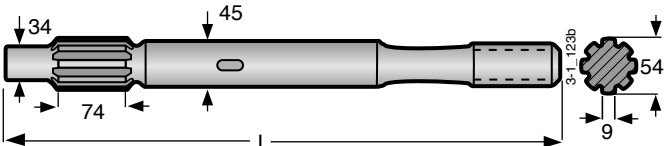
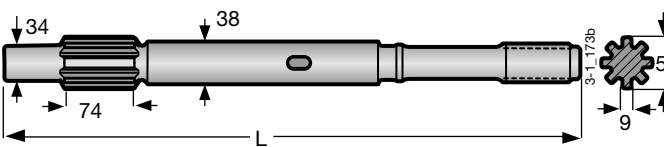
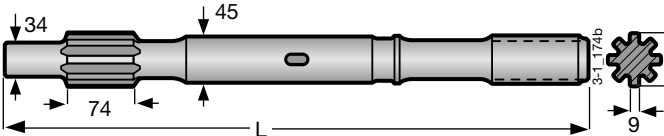
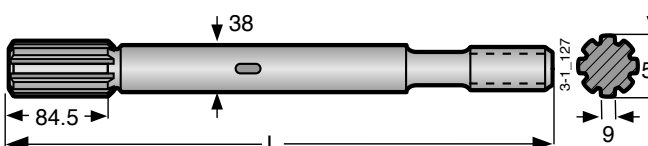
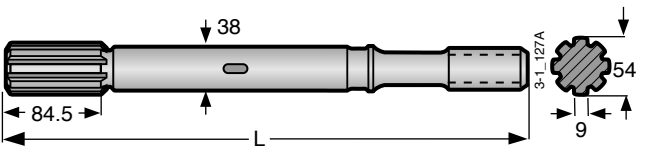
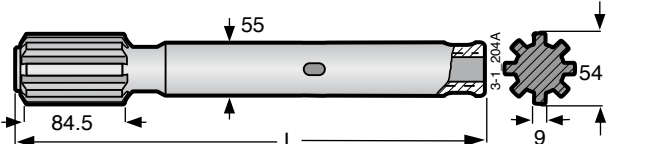
Shank adapters

Atlas Copco

	Hammer category	Dimensions, mm			Part No.
		Flushing hole	Thread	L	
<p>Atlas Copco COP 1032 LE</p>	BE,DS	—	R32	550	7803-3576-01
<p>Atlas Copco COP 1036/1038 HB</p>	BE BE	— —	R32 T38	500 500	7803-3591-01 7304-3591-01
	BE	—	T45	500	7305-3591-01
<p>Atlas Copco COP 1038 HD/1238</p>	TU TU TU	— — —	R32 R38 T38	485 485 485	7803-3590-03 7804-3590-03 7304-3590-03
<p>Atlas Copco COP 1038 HL</p>	BE,PD BE,PD	— —	R32 T38	575 575	7803-3593-01 7304-3593-01
	BE,PD	—	T45	575	7305-3593-01

Shank adapters

Atlas Copco

	Hammer category	Dimensions, mm			Part No.
		Flushing tube	Thread	L	
Atlas Copco COP 1238					
	BE	—	R32	500	7803-3591-01
	BE	—	T38	500	7304-3591-01
	TU	—	R38	485	7804-3590-03
	TU	—	T38	485	7304-3590-03
	BE	—	T45	500	7305-3591-01
	BE,PD	—	R32	575	7803-3593-01
	BE,PD	—	T35	575	7307-3593-01
	BE,PD	—	T38	575	7304-3593-01
	BE,PD	—	T38	575	7304-3550-01
	BE,PD	—	T45	575	7305-3593-01
Atlas Copco COP 1432, COP 1532, COP1440, COP1838 HD/ME					
	TU	—	R38	435	7804-3652-01
	TU	—	T35	435	7307-3652-01
	TU	—	T38	435	7304-3652-01
	TU	—	R32	435	7803-3652-01
	B0	—	R32	525	7803-3656-01
	BE	—	T35	525	7307-3656-01
	B0	—	T38	525	7304-3656-01
Atlas Copco COP 1432 Female					
	TU	—	R38	341	7804-3670-02
	TU	—	R32	341	7803-3670-02

Shank adapters

Atlas Copco and Boart

	Hammer category	Dimensions, mm			Part No.
		Flushing tube	Thread	L	
Atlas Copco COP 1550, COP 1838 ME/ HE	BE,PD BE,PD BE,PD	— — —	T38 T45 T51	525 525 525	7304-3655-01 7305-3655-01 7306-3655-02
Atlas Copco COP 1550 EX, COP 1838 EX	BE BE	— —	T38 T45	730 730	7304-3825-02 7305-3826-02
Atlas Copco COP 1840 HE, COP 1850	BE,PD BE,PD	— —	T45 T51	565 565	7305-3690-02 7306-3690-03
Atlas Copco COP 2150 PG	BE	—	T51	770	7306-3692-01
Atlas Copco COP 4050 EX	PD	—	ST68	805	7329-3716-01
Atlas Copco COP 4050 MUX	PD	—	ST68	835	7329-3720-01
Boart HD 125, HD 150, HD 160	TU TU	— —	R38 T38	495 495	7804-4993-01 7304-4993-01

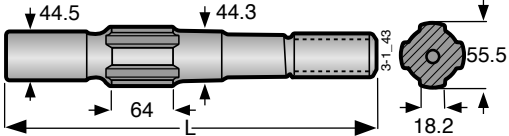
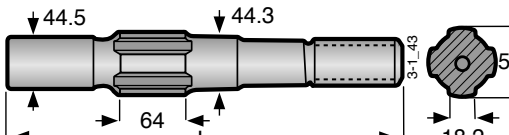
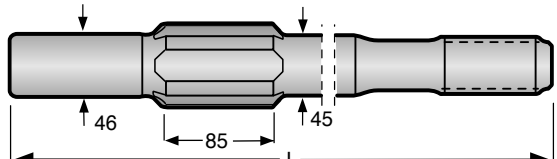
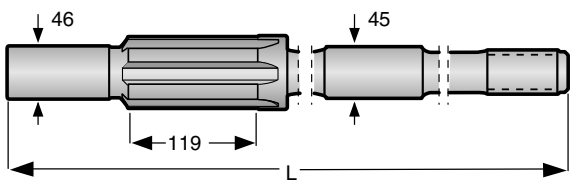
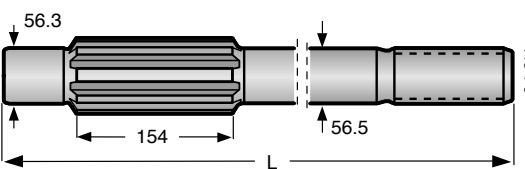
Shank adapters

Furukawa

	Hammer category	Dimensions, mm			Part No.
		Flushing tube	Thread	L	
Furukawa M 120 and PD 200					
	BE	14	R32	330	7803-7500-61
	BE	14	R38	350	7804-7500-60
	BE	14	T38	380	7304-7543-60
	BE	14	T38	446	7304-7500-60
Furukawa PD 200R					
	BE	14	T38	484	7304-7581-60
Furukawa HD 260, HD 300					
	BE	16	T38	655	7304-7526-80
	BE	16	T45	655	7305-7526-80
Furukawa HD 609					
	BE	—	T38	620	7304-4791-01
	BE	—	T38	690	7304-4780-01
	BE	—	T45	620	7305-4791-01
Furukawa HD 612					
	BE	—	T45	710	7305-7414-01
Furukawa HD 709					
	BE	—	T38	620	7304-7426-01
Furukawa HD 712					
	BE	—	T45	788	7305-7417-01

Shank adapters

Gardner-Denver, Ingersoll-Rand and Klemm

	Hammer category	Dimensions, mm			Part No.
		Flushing tube	Thread	L	
Gardner-Denver PR 123					
	TU,BE	14	R32	330	7803-7500-61
	TU,BE	14	R38	350	7804-7500-60
	TU,BE	14	T38	446	7304-7500-60
	TU,BE	14	T38	380	7304-7543-60
Ingersoll-Rand URD 475, URD 550, VL120, EVL 130, VL140 and F16					
	BE	14	R32	330	7803-7500-61
	BE	14	R38	350	7804-7500-60
	BE	14	T38	380	7304-7543-60
	BE	14	T38	446	7304-7500-60
Ingersoll-Rand YH 65, YH 80					
	BE	19	T38	495	7304-7525-19
	BE	19	T45	500	7305-7525-19
Ingersoll-Rand YH 65 RP, YH 70 RP, YH 75 RP, YH 80 RP					
	BE	19	T45	700	7305-7546-19
Klemm 4053					
	BE	—	R55	500	7805-6015 ¹⁾
	BE	—	R55	500	7805-7015 ²⁾
					¹⁾ LH-Rotation ²⁾ RH-Rotation

Shank adapters

Montabert

	Hammer category	Dimensions, mm			Part No.
		Flushing tube	Thread	L	
Montabert HC40	BE BE	— —	R32 R38	447 447	7803-4725-01 7804-4725-01
Montabert HC40 (female)	TU, B0	—	R32	270	7803-4726-01
Montabert HC 80, HC 90, HC 105	TU TU	— —	T38 T38	440 500	7304-4720-01 7304-4723-01
Montabert H 100	BE	14	T38	537	7304-7502-60

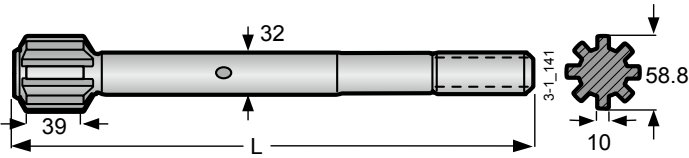
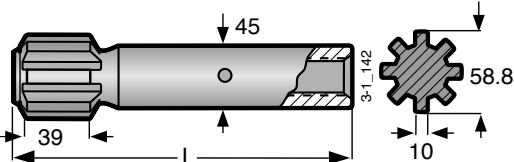
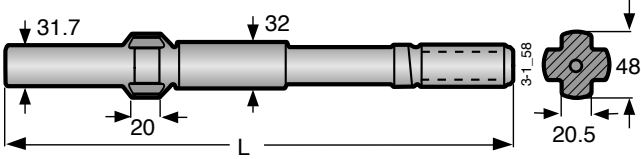
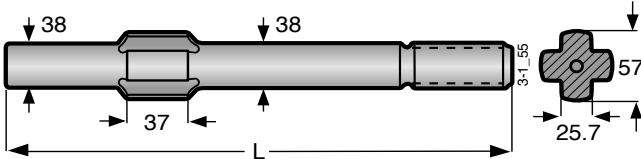
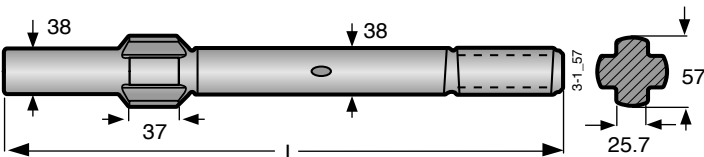
Shank adapters

Montabert and SIG

	Hammer category	Dimensions, mm			Part No.
		Flushing tube	Thread	L	
<p>Montabert HC 120, HC 150</p>	BE	—	T45	490	7305-7520-01
<p>Montabert HC 80R, HC 120R, HC 150R</p>	BE	—	T51	670	7306-7528-02
<p>Montabert HC 200A</p>	BE BE	— —	T51 GT60	840 840	7306-7530-02 7600-7530-02
<p>SIG HBM 50, 100 and 120</p>	B0	—	R32	340	7803-3588-01
<p>SIG HBM 100 and 120</p>	TU, B0	—	R38	340	7804-3575-01
<p>SIG HBM 50, 100 and 120</p>	BE, DS	—	R32	550	7803-3576-01
<p>SIG 101</p>	BE	—	R32	500	7803-3591-01

Shank adapters

Sandvik

	Hammer category	Dimensions, mm			Part No.
		Flushing tube	Thread	L	
<p>HL 300</p> 	BE	—	R32	400	7803-7549-01
<p>HL 300S</p> 	B0,TU B0,TU	— —	R28 R32	245 245	7809-7547-01 7803-7547-01
<p>L400, L410, L500, L510, L550</p> 	B0, PD, TU	10	R32	380	7803-3602-30
<p>HLR 438L and HLR 438T</p> 	BE, TU BE, TU	12.7 12.7	R32 T38	380 400	7803-4700-50 7304-4700-50
<p>HLR 438LS, 438TS, HL 538, HL538L, L550S</p> 	BE, PD, TU TU BE, PD, TU BE	— — — —	R32 R38 T38 T38	450 450 455 545	7803-4700-01 7804-4700-01 7304-4700-01 7304-4706-01

-38 = For 38 mm front head, S=For underground drilling

Shank adapters

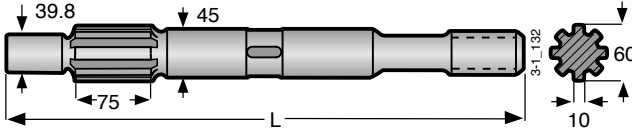
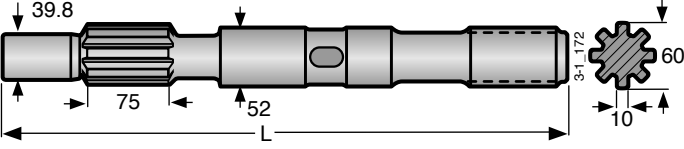
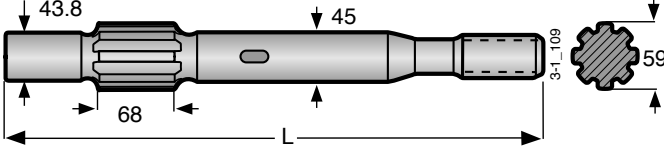
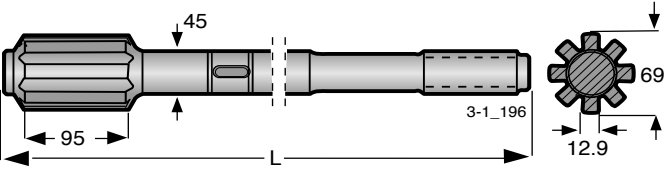
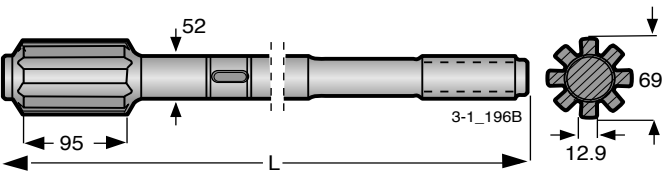
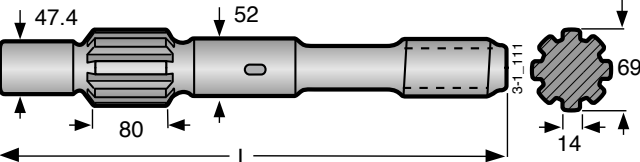
Sandvik

	Hammer category	Dimensions, mm			Part No.
		Flushing tube	Thread	L	
HL 500-38 / 510-38	BE BE BE	— — —	R32 T35 T38	550 550 550	7803-7535-02 7307-7535-02 7304-7535-02
HL 500-45 / 510-45	BE BE BE BE	— — — —	R32 T35 T38 T45	550 550 550 550	7803-7557-01 7307-7557-01 7304-7557-01 7305-7557-01
HL 500 S-38 / 510 S-38 / 510 B / 510 LH	PD,TU PD,TU PD,TU PD,TU PD,TU	— — — — —	R32 R38 T38 R38 T38	460 460 460 500 500	7803-7531-01 7804-7531-01 7304-7531-01 7804-7536-01 7304-7536-01
HL 500 F / 510 F	B0	—	R32	350	7803-7553-01
HL 550 SUPER / 560 SUPER / 510 S-45	PD,TU TU TU	— — —	T35 R38 T38	550 500 500	7307-7557-01 7804-7554-01 7304-7554-01
HLX 5 / HLX 5T	TU TU TU TU BE BE BE BE	— — — — — — — —	R32 T35 T38 R38 R32 T35 T38 T45	500 500 500 500 575 575 575 575	7803-7585-01 7307-7585-01 7304-7585-01 7804-7585-01 7803-7586-01 7307-7586-01 7304-7586-01 7305-7586-01
HLX5 PE-45	TU TU	— —	R32 T38	575 575	7803-7664-01 7304-7664-01

-38, -45 = For 38 or 45 mm front head, S=For underground drilling

Shank adapters

Sandvik

	Hammer category	Dimensions, mm			Part No.
		Flushing tube	Thread	L	
HL 600-45 / 600 S-45					
	BE	—	R32	600	7803-7532-01
	BE	—	T38	600	7304-7532-01
	Tubes, BE	—	T45	600	7305-7532-01
	TU,PD	—	T38	525	7304-7537-01
	TU,PD	—	T45	525	7305-7537-01
HL 600-52					
	BE	—	T45	650	7305-7551-01
	BE	—	T51	650	7306-7551-02
HL 645					
	BE	—	T38	600	7304-7541-02
	BE	—	T45	600	7305-7541-02
HL 650-45 / 700-45 / 700T-45 / 710-45 / 800T-45					
	BE	—	T38	600	7304-7576-01
	BE	—	T45	600	7305-7576-01
HL 650-52, 700-52 / PE-52 / S-52, 710-52 / S-52 / PE-52 / SPE-52, 800T-52 / PE-52					
	BE,PD	—	T38	600	7304-7577-02
	BE	—	T45	600	7305-7577-02
	BE	—	T51	600	7306-7577-03
HL 850S					
	BE, PD	—	T45	670	7305-7400-01

-45, -52 = For 45 or 52 mm front head, PE= For Power Extractor rock drill (reverse hammering), S=For underground drilling

Shank adapters

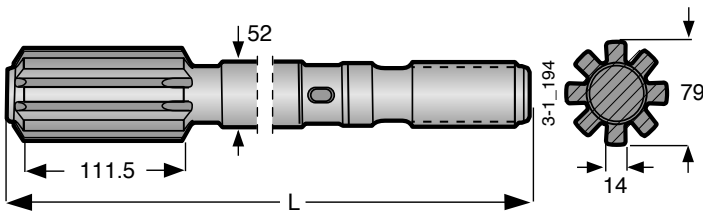
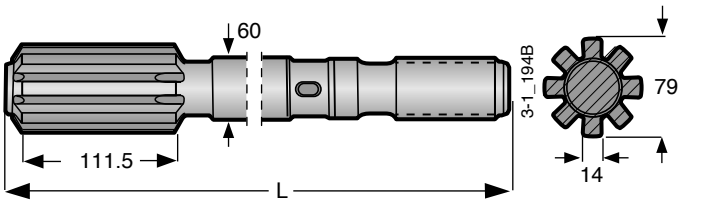
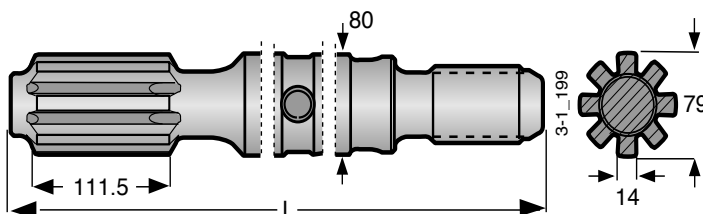
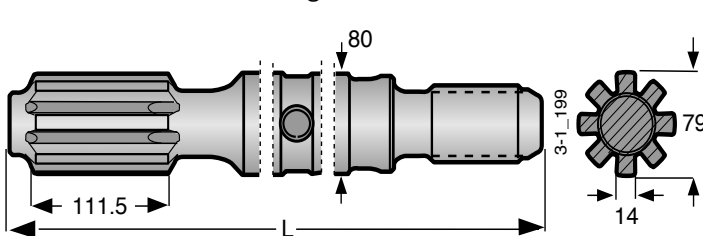
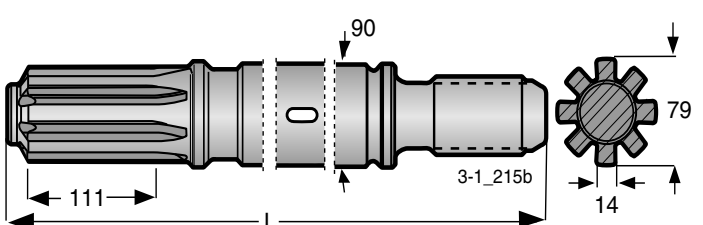
Sandvik

	Hammer category	Dimensions, mm		Part No.	
		Flushing tube	Thread	L	
HL 1000-52 / 1000 S-52					
	BE	—	T45	670	7305-6010-01
	BE	—	T51	670	7306-6010-02
	PD	—	T45	590	7305-6008-01
	PD	—	T51	590	7306-6008-01
HL 1000-60					
	BE	—	T51	670	7306-6014-02
	BE	—	GT60	670	7600-6014-02
HL 1000-80, Shoulder drive					
	BE	—	GT60	670	7600-6031-01
HL 1000 S-80 Tube drilling					
	PD	—	ST58	635	7328-6009-02
	PD	—	ST68	640	7329-6009-02
HL 1000 PE-52					
	BE	—	T51	840	7306-6019-02*
* suited only for early drills with the long type of Power Extractor with 52 mm bearing diameter					
HL 1000 PE-65 / HL 1500 PE-65 / HL 1560 T-65					
	BE	—	T51	760	7306-6025-02
BE	—	GT60	760	7600-6025-02	

-52, -60, -65, -80 = For 52, 60, 65 or 80 mm front head, PE= For Power Extractor rock drill (reverse hammering), S=For underground drilling

Shank adapters

Sandvik

	Hammer category	Dimensions, mm		Part No.	
		Flushing tube	Thread	L	
HL 1500-52 / 1500 T-52	BE	—	T51	710	7306-6021-02
					
HL 1500-60 / 1500 T-60	BE BE	—	T51 GT60	760 760	7306-6022-02 7600-6022-03
					
HL 1500 T-80, Shoulder drive	BE	—	GT60	760	7600-6030-01
					
HL 1500 S-80 Tube drilling	PD PD	—	ST58 ST68	635 635	7328-6020-01 7329-6020-01
					
HL 1500 SPE-90 Tube drilling	PD PD	—	ST58 ST68	635 635	7328-6035-01 7329-6035-01
					

-52, -60, -65, -80, -90 = For 52, 60, 65, 80 and 90 mm front head, PE= For Power Extractor rock drill, S=For underground drilling, T= Drill with stabilizer

Shank adapters

Secoma and Toyo

	Hammer category	Dimensions, mm			Part No.
		Flushing tube	Thread	L	
<p>Secoma Hydrastar 200</p>	TU,B0	–	R32	351	7803-4703-01
<p>Secoma Hydrastar 200, 300 and X2</p>	TU TU TU	– – –	R32 R38 T38	485 485 485	7803-3590-03 7804-3590-03 7304-3590-03
<p>Secoma Hydrastar 350</p>	BE TU BE	– – –	R32 R38 T38	500 485 500	7803-3591-01 7804-3590-03 7304-3591-01
<p>Toyo PR 220</p>	BE BE BE	14 14 14	R32 R38 T38	330 350 446	7803-7500-61 7804-7500-60 7304-7500-60
<p>Toyo TH 501</p>	BE	11	T38	565	7304-7583-40