

Sandvik DTH tools

Product catalogue



Contents

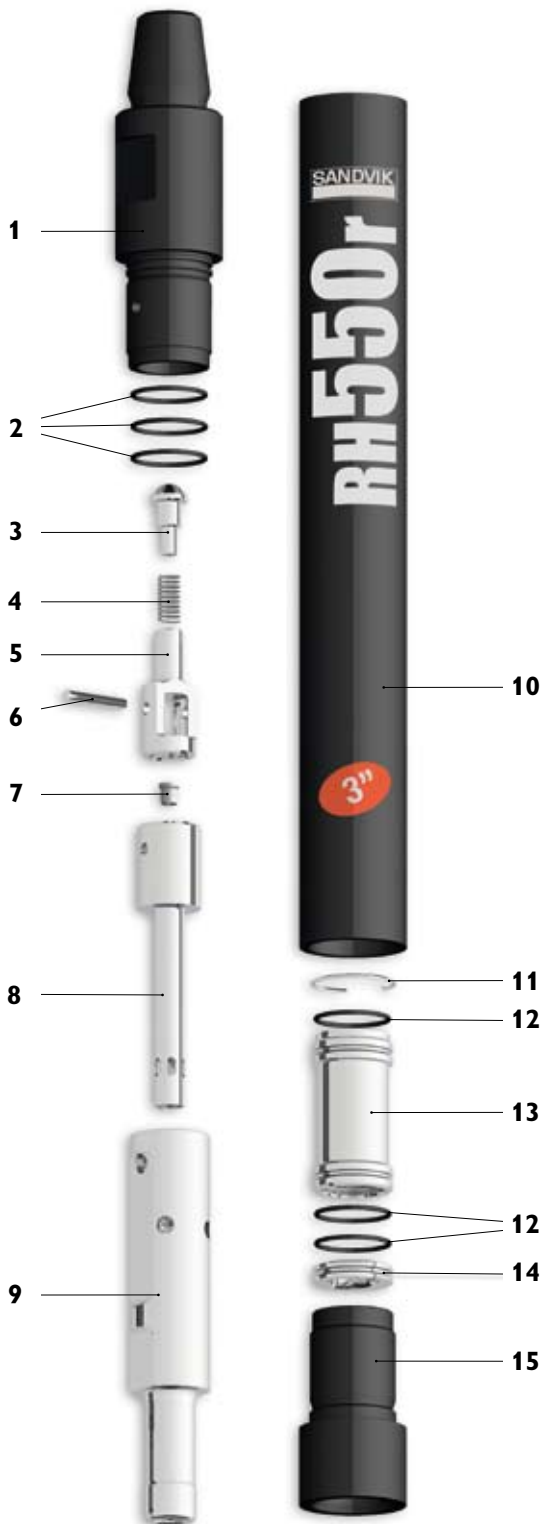
	Page
3 inch RH550r hammer	4
4 inch RH550r hammer	5
5 inch RH550 hammer	6
5 inch RH550g hammer	7
6 inch RH550 hammer	8
6 inch RH550g hammer	9
6 inch RH550r hammer	10
6 inch RH550w hammer	11
8 inch RH550r hammer	12
8 inch RH550w hammer	13
Sandvik drill pipes	14
Sandvik rotation unit adapters	15
Sandvik extension adapters	16
Bit face designs	17
Bit shank identification chart	18
Drill bits with M30 & M40 shanks	19
Drill bits with M50 shanks	20
Drill bits with M60 shanks	21
Drill bits with M80 shanks	22
Drill bits with DHD 3.5 & DHD 340 shanks	23
Drill bits with DHD 350 shanks	24
Drill bits with DHD 360 & DHD 380 shanks	25
Drill bits with DHD 112 shanks	26
Drill bits with QL 40 shanks	27
Drill bits with QL 50 shanks	28
Drill bits with QL 60 shanks	29
Drill bits with QL 80 shanks	30
Drill bits with SD 10 & SD 12 shanks	31
Sandvik Tubex systems	32



Sandvik DTH drilling tools

RH550r hammer

3"



Replacement parts Item description

1. Top subs

Item description	Weight		Part No.
	kg	lb	
2 3/8" API reg. pin	5	11,0	33-3A001/16A
2. O-ring top sub (3) ID and OD			In seal kit
3. Check valve dart with spring	0,3	0,7	25-99006A
4. Check valve dart spring	0,02	0,0	22-99071
5. Check valve guide	0,23	0,5	39-3A001
6. Feed tube with retainer pin	0,03	0,1	12-99021
7. Choke Set, Blank 1/8", 3/16", & 1/4"	0,1	0,2	29-48017A
8. Feed tube with retainer pin & blank choke	0,45	1,0	37-3A001A
9. Piston	3,86	8,5	36-3A081
10. Piston case with retainer ring	10,9	24,0	35-3A006A
11. Piston retainer ring	0,05	0,1	23-99027
12. O-rings - guide sleeve, bit retainer (3 req.)			In seal kit
13. Guide sleeve with 2 O-rings (#12)	1	2,2	26-3A010A
14. Bit retainer ring with O-ring (#12)	0,09	0,2	27-3A006A
15. Driver sub (O-ring not req.)	2,18	4,8	34-3A006

Seal Kit

3 piece of #2 & 7 of #12	0,25	0,5	38-3A056
--------------------------	------	-----	----------

Rebuild Kit

1 piece of #1, 1 of #10, 1 of #15 & Seal kit			
2 3/8" API reg. pin	18,1	40	38-3A001/16

Complete hammer

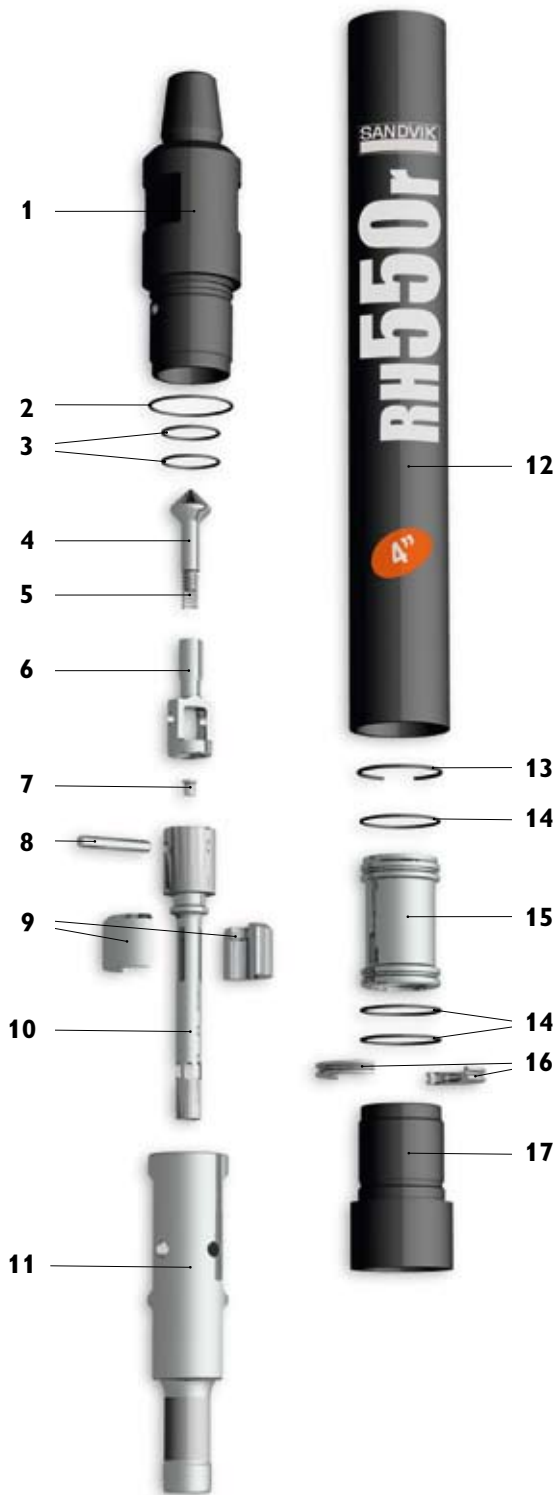
2 3/8" API reg. pin top sub			32-5530-RMA/16S
-----------------------------	--	--	-----------------

	Weight		Outside diameter		Hammer length		Hammer length with bit			
	kg	lb	mm	inch	mm	inch	Bit closed		Bit extended	
							mm	inch	mm	inch
	25	55	81,3	3.2	823	32.4	875	34.4	911	35.9
	Air consumption, cfm			Air consumption, m ³ /min						
	150 psi	250 psi	350 psi	10 bar	18 bar	24 bar				
	172	304	436	4,87	8,61	12,34				

Sandvik DTH drilling tools

RH550r hammer

4''



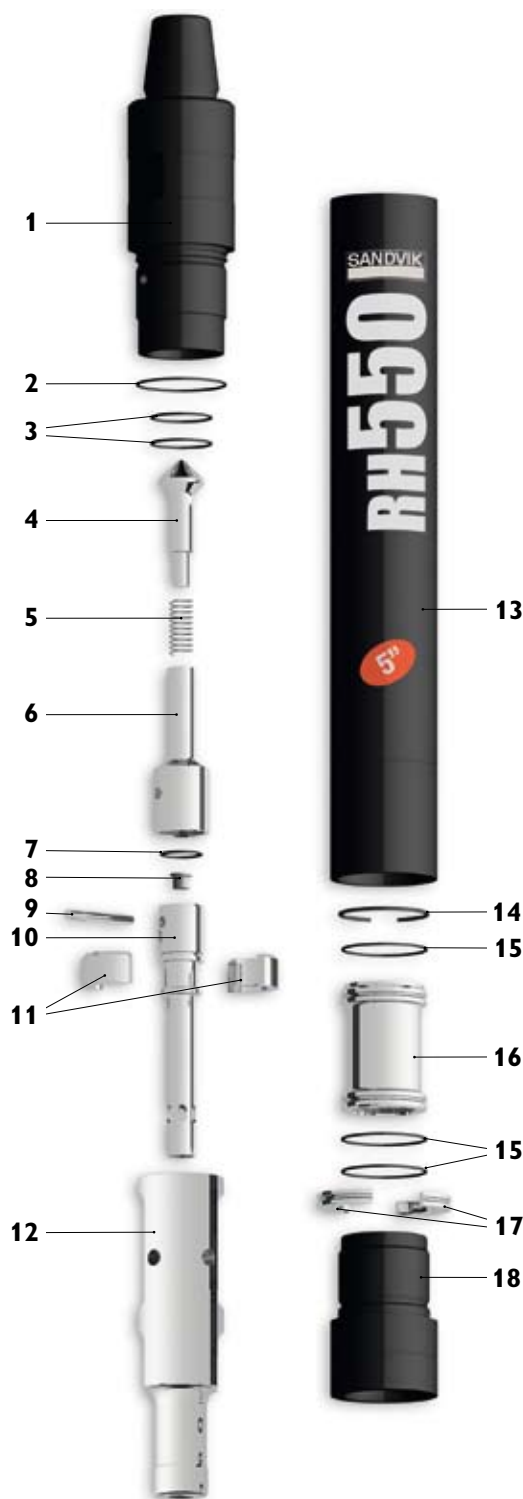
Replacement parts Item description	Weight		Part No.
	kg	lb	
1. Top Subs with 3 O-Rings			
2 3/8" API Reg. Pin	10	22	33-48001-1/16A
2 7/8" API Reg. Pin	10	22	33-48001-1/11A
2. O-Ring Top Sub OD (1)			In seal kit
3. O-Ring Top Sub ID (2)			In seal kit
4. Check Valve Dart (with spring)	0,3	0,66	25-99001A
5. Check Valve Spring	0,02	0,04	22-99071
6. Check Valve Guide	0,2	0,44	39-48001-1
7. Choke Set, Blank 1/8", 3/16", & 1/4"	0,1	0,22	29-48017A
8. Feed Tube Retainer Pin	0,03	0,07	12-99014
9. Tuning Ring for low volume (optional)	0,23	0,51	56-48552
10. Feed Tube With Retainer Pin and Blank Choke	0,7	1,54	37-48001-1A
11. Piston	7	15,40	36-48J81
12. Piston Case with Retainer Ring	15	33,00	35-48014A
13. Piston Retainer Ring	0,05	0,11	23-99029
14. O-Rings Guide Sleeve & Bit Ret. (3)			In seal kit
15. Guide Sleeve with 2 O-Rings (Item 14)	1,8	3,96	26-48J10A
16. Bit Retainer Ring w/O-Ring (Item 14)	0,23	0,51	27-48006A
17. Driver Sub	3,2	7,04	34-48006
Seal Kit			
1 piece of 2, 2 of 3 & 7 of 14	0,25	0,5	38-48056-1
Rebuild Kit			
1 piece of 1, 1 of 12, 1 of 17 & Seal Kit			
2 3/8" API Reg. Pin	28	62	38-48001/16
2 7/8" API Reg. Pin	28	62	38-48001/11
Complete Hammer			
2 3/8" API Reg. Pin top sub			32-5540-RMA/16S
2 7/8" API Reg. Pin top sub			32-5540-RMA/11S

	Weight		Outside diameter		Hammer length		Hammer length with bit			
	kg	lb	mm	inch	mm	inch	Bit closed		Bit extended	
	kg	lb	mm	inch	mm	inch	mm	inch	mm	inch
	38	83	98	3.56	914	36	989	38.9	1029	40.5
Low Volume Option	Air consumption, cfm			Air consumption, m ³ /min						
	150 psi	250 psi	350 psi	10 bar	18 bar	24 bar				
	180	370	560	5,1	10,5	15,9				
	151	315	466	4,3	8,9	13,2				

Sandvik DTH drilling tools

RH550 hammer

5''



Replacement parts Item description

1. Top Subs with 3 O-Rings
- 3 1/2" API Reg. Pin
- 2 7/8" API Reg. Pin
2. O-Ring Top Sub OD (1)
3. O-Ring Top Sub ID (2)
4. Check Valve Dart (with spring)
5. Check Valve Spring
6. Check Valve Guide
7. O-Ring Feed Tube (1)
8. Choke Set, Blank 1/8", 3/16", & 1/4"
9. Feed Tube Retainer Pin
10. Feed Tube With Retainer Pin and Blank Choke
11. Tuning Ring for low volume (optional)
12. Piston
13. Piston Case with Retainer Ring
14. Piston Retainer Ring
15. O-Rings Guide Sleeve & Bit Ret. (3)
16. Guide Sleeve with 2 O-Rings (Item 14)
17. Bit Retainer Ring w/O-Ring (Item 14)
18. Driver Sub


Item description	Weight		Part No.
	kg	lb	
1. Top Subs with 3 O-Rings			
3 1/2" API Reg. Pin	10	22,00	33-58D01/04A
2 7/8" API Reg. Pin	10	22,00	33-58D01/11A
2. O-Ring Top Sub OD (1)			In Seal Kit
3. O-Ring Top Sub ID (2)			In Seal Kit
4. Check Valve Dart (with spring)	0,3	0,66	25-99002A
5. Check Valve Spring	0,02	0,04	22-99072
6. Check Valve Guide	0,3	0,66	39-58S01
7. O-Ring Feed Tube (1)			In Seal Kit
8. Choke Set, Blank 1/8", 3/16", & 1/4"	0,12	0,26	29-68017A
9. Feed Tube Retainer Pin	0,09	0,20	12-99018
10. Feed Tube With Retainer Pin and Blank Choke	1	2,20	37-58001A
11. Tuning Ring for low volume (optional)	0,03	0,07	56-58552
12. Piston	12	26,40	36-58J81
13. Piston Case with Retainer Ring	27	59,40	35-58D06A
14. Piston Retainer Ring	0,05	0,11	23-99032
15. O-Rings Guide Sleeve & Bit Ret. (3)			In Seal Kit
16. Guide Sleeve with 2 O-Rings (Item 14)	3	6,60	26-58J10A
17. Bit Retainer Ring w/O-Ring (Item 14)	0,5	1,10	27-58006A
18. Driver Sub	6	13,20	34-58D69
Seal Kit			
1 piece of 2, 2 of 3, 1 of 7 & 7 of 15	0,45	0,99	38-58D56
Rebuild Kit			
1 piece of 1, 1 of 13, 1 of 18 & Seal Kit			
3 1/2" API Reg. Pin	43	94,60	38-58D01/04
2 7/8" API Reg. Pin	43	94,60	38-58D01/11
Complete Hammer			
3 1/2" API Reg. Pin top sub			32-5550-SMA/04S
2 7/8" API Reg. Pin top sub			32-5550-SMA/11S

	Weight		Outside diameter		Hammer length		Hammer length with bit			
	kg	lb	mm	inch	mm	inch	Bit closed		Bit extended	
	kg	lb	mm	inch	mm	inch	mm	inch	mm	inch
	68	145	120	4,72	987	38,86	1082	42.6	1122	44.2
	Air consumption, cfm				Air consumption, m ³ /min					
	150 psi	250 psi	350 psi		10 bar	18 bar	24 bar			
	305	580	855		8.64	16.42	24.21			
Low Volume Option	285	540	790		8.07	15.25	22.37			

Sandvik DTH drilling tools

RH550g hammer

5''




Replacement parts Item description	Weight		Part No.
	kg	lb	
1. Top Subs with 3 O-Rings			
3 1/2" API Reg. Pin	18	39,6	33-58D02/04CA
2 7/8" API Reg. Pin	18	39,6	33-58D02/11CA
2. O-Ring Top Sub OD (1)			In Seal Kit
3. O-Ring Top Sub ID (2)			In Seal Kit
4. Check Valve Dart (with spring)	0,3	0,66	25-99002A
5. Check Valve Spring	0,02	0,04	22-99072
6. Check Valve Guide	0,3	0,66	39-58S01
7. O-Ring Feed Tube (1)			In Seal Kit
8. Choke Set, Blank 1/8", 3/16", & 1/4"	0,12	0,26	29-68017A
9. Feed Tube Retainer Pin	0,09	0,20	12-99018
10. Feed Tube With Retainer Pin and Blank Choke	1	2,20	37-58001A
11. Tuning Ring for low volume (optional)	0,03	0,07	56-58552
12. Piston	12	26,40	36-58J81
13. Piston Case with Retainer Ring	29	63,8	35-58D07A
14. Piston Retainer Ring	0,05	0,11	23-99032
15. O-Rings Guide Sleeve & Bit Ret. (3)			In Seal Kit
16. Guide Sleeve with 2 O-Rings (Item 14)	3	6,60	26-58J10A
17. Bit Retainer Ring w/O-Ring (Item 14)	0,5	1,10	27-58006A
18. Driver Sub	7	15,4	34-58D70
Seal Kit			
1 piece of 2, 2 of 3, 1 of 7 & 7 of 15	0,45	0,99	38-58D56
Rebuild Kit			
1 piece of 1, 1 of 13, 1 of 18 & Seal Kit			
3 1/2" API Reg. Pin	54	118,8	38-58D02/04
2 7/8" API Reg. Pin	54	118,8	38-58D02/11
Complete Hammer			
3 1/2" API Reg. Pin top sub			32-5555-GMA/04C
2 7/8" API Reg. Pin top sub			32-5555-GMA/11C

	Weight		Outside diameter		Hammer length		Hammer length with bit			
	kg	lb	mm	inch	mm	inch	Bit closed		Bit extended	
							mm	inch	mm	inch
	73	160	126	4,96	987	38,86	1082	42.6	1122	44.2
Low Volume Option	Air consumption, cfm			Air consumption, m ³ /min						
	150 psi	250 psi	350 psi	10 bar	18 bar	24 bar				
	305	580	855	8.64	16.42	24.21				
	285	540	790	8.07	15.25	22.37				

Sandvik DTH drilling tools

RH550 hammer

6"



Replacement parts Item description

1. Top sub with 3 O-rings
3 1/2" API reg. pin
2. O-ring top sub OD (1)
3. O-ring top sub ID (2)
4. Check valve dart with spring
5. Check valve dart spring
6. Check valve guide
7. Choke Set, Blank 1/8", 3/16", & 1/4"
8. Feed tube retainer pin
9. Feed Tube With Retainer Pin and Blank Choke
10. Piston
11. Piston case with retainer ring
12. Piston retainer ring
13. O-rings - guide sleeve, bit retainer (3)
14. Guide sleeve with 2 O-rings (#13)
15. Bit retainer ring with O-ring (#13)
16. Driver sub

	Weight		Part No.
	kg	lb	
	20	44	33-68D08/04A
			In seal kit
			In seal kit
	0,3	0.66	25-99002A
	0,02	0.044	22-99072
	0,3	0.66	39-68001
	0,12	0.264	29-68017A
	0,2	0.44	12-99013
	1	2.2	37-68601A
	18	39.6	36-68J81
	33	72.6	35-68D14A
	0,1	0.22	23-99028
			In seal kit
	4	8.8	26-68J10A
	1	2.2	27-68006A
	6	13.2	34-68D69
Seal Kit			
1 piece of #2, 2 of #3 & 7 of #13	0,25	0.55	38-68656
Rebuild Kit			
1 piece of #1, 1 of #11, 1 of #16 & Seal kit			
3 1/2" API reg. pin	20	44	38-68D08/04
Complete hammer			
3 1/2" API reg. pin top sub			32-5560-SMA/04S

	Weight		Outside diameter		Hammer length		Hammer length with bit				
	kg	lb	mm	inch	mm	inch	Bit closed		Bit extended		
							mm	inch	mm	inch	
	72	158	142	5.6	922	36.3	1008	39.7	1046	41.2	
Air consumption, cfm				Air consumption, m³/min							
	150 psi	250 psi	350 psi	10 bar	18 bar	24 bar					
	343	659	972	9,8	18,7	27,5					

Sandvik DTH drilling tools

6"

RH550g hammer




Replacement parts Item description	Weight		Part No.
	kg	lb	
1. Top sub with 3 O-rings			
3 1/2" API reg. pin	22	48.40	33-6L009/04CA
2. O-ring top sub OD (1)			In seal kit
3. O-ring top sub ID (2)			In seal kit
4. Check valve dart with spring	0,3	0.66	25-99002A
5. Check valve dart spring	0,02	0.044	22-99072
6. Check valve guide	0,3	0.66	39-68001
7. Choke Set, Blank 1/8", 3/16", & 1/4"	0,12	0.264	29-68017A
8. Feed tube retainer pin	0,2	0,44	12-99013
9. Feed Tube With Retainer Pin and Blank Choke	1	2.2	37-68601A
10. Piston	18	39.6	36-68J81
11. Piston case with retainer ring	33	72.6	35-6LD68A
12. Piston retainer ring	0,1	0.22	23-99028
13. O-rings - guide sleeve, bit retainer (3)			In seal kit
14. Guide sleeve with 2 O-rings (#13)	4	8.8	26-68J10A
15. Bit retainer ring with O-ring (#13)	1	2.2	27-68006A
16. Driver sub	6	13.2	34-6LD70
Seal Kit			
1 piece of #2, 2 of #3 & 7 of #13	0,25	0.5	38-68656
Rebuild Kit			
1 piece of #1, 1 of #11, 1 of #16 & Seal kit			
3 1/2" API reg. pin	62	136.40	38-6LD09/04C
Complete hammer			
3 1/2" API reg. pin			32-5565-GMA/04C

Weight		Outside diameter		Hammer length		Hammer length with bit			
kg	lb	mm	inch	mm	inch	Bit closed		Bit extended	
						mm	inch	mm	inch
82	180	150	5.9	922	36.3	1008	39.7	1046	41.2
Air consumption, cfm				Air consumption, m ³ /min					
150 psi	250 psi	350 psi		10 bar	18 bar	24 bar			
343	659	972		9,8	18,7	27,5			

Sandvik DTH drilling tools

RH550r hammer

6"



Replacement parts Item description

1. Top sub with 3 O-rings
- 3 1/2" API reg. pin
2. O-ring top sub OD (1)
3. O-ring top sub ID (2)
4. Check valve dart with spring
5. Check valve dart spring
6. Check valve guide
7. Choke Set, Blank 1/8", 3/16", & 1/4"
8. Feed tube retainer pin
9. Feed Tube With Retainer Pin and Blank Choke
10. Piston
11. Piston case with retainer ring
12. Piston retainer ring
13. O-rings - guide sleeve, bit retainer (3)
14. Guide sleeve with 2 O-rings (#13)
15. Bit retainer ring with O-ring (#13)
16. Driver sub

Item description	Weight		Part No.
	kg	lb	
1. Top sub with 3 O-rings			
3 1/2" API reg. pin	22	48.40	33-68602/04CA
2. O-ring top sub OD (1)			In seal kit
3. O-ring top sub ID (2)			In seal kit
4. Check valve dart with spring	0,3	0.66	25-99002A
5. Check valve dart spring	0,02	0.044	22-99072
6. Check valve guide	0,3	0.66	39-68001
7. Choke Set, Blank 1/8", 3/16", & 1/4"	0,12	0.264	29-68017A
8. Feed tube retainer pin	0,2	0,44	12-99013
9. Feed Tube With Retainer Pin and Blank Choke	1	2.2	37-68601A
10. Piston	18	39.6	36-68J81
11. Piston case with retainer ring	33	72.6	35-68668A
12. Piston retainer ring	0,1	0.22	23-99028
13. O-rings - guide sleeve, bit retainer (3)			In seal kit
14. Guide sleeve with 2 O-rings (#13)	4	8.8	26-68J10A
15. Bit retainer ring with O-ring (#13)	1	2.2	27-68006A
16. Driver sub	6	13.2	34-68670
Seal Kit			
1 pieces of #2, 2 of #3 & 7 of #13	0,25	0.5	38-68656
Rebuild Kit			
1 piece of #1, 1 of #11, 1 of #16 & Seal kit			
3 1/2" API reg. pin	62	136.40	38-68602/04C
Complete hammer			
3 1/2" API reg. pin			32-5565-RMA/04C

	Weight		Outside diameter		Hammer length		Hammer length with bit			
	kg	lb	mm	inch	mm	inch	Bit closed		Bit extended	
	kg	lb	mm	inch	mm	inch	mm	inch	mm	inch
	82	180	150	5,9	922	36.3	1008	39.7	1046	41.2
	Air consumption, cfm				Air consumption, m ³ /min					
	150 psi	250 psi	350 psi	10 bar	18 bar	24 bar				
	343	659	972	9,8	18,7	27,5				

Sandvik DTH drilling tools

RH550w hammer

6"



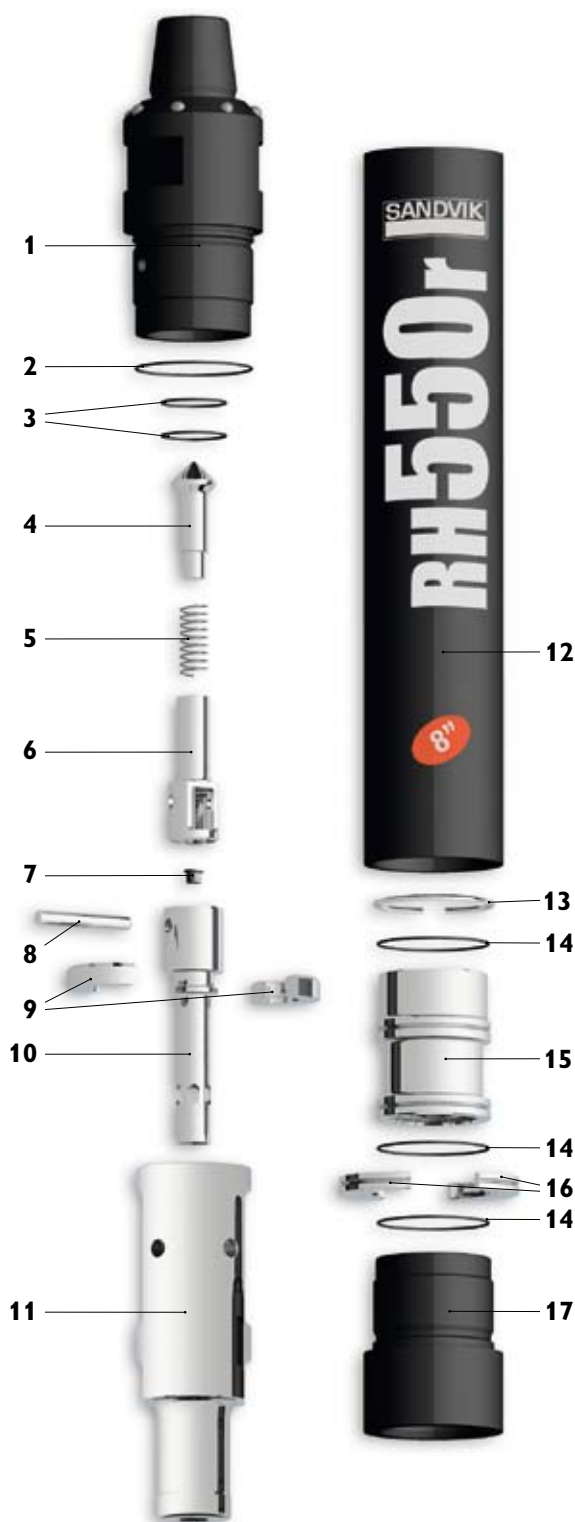
Replacement parts Item description	Weight		Part No.
	kg	lb	
1. Top sub with 3 O-rings			
3 1/2" API reg. pin	20	44	33-68N08/04A
2. O-ring top sub OD (1)			In seal kit
3. O-ring top sub ID (2)			In seal kit
4. Check valve dart with spring	0,3	0.66	25-99002A
5. Check valve dart spring	0,02	0.044	22-99072
6. Check valve guide	0,3	0.66	39-68001
7. Choke Set, Blank 1/8", 3/16", & 1/4"	0,12	0.264	29-68017A
8. Feed Tube Retainer pin	0,2	0.44	12-99013
9. Tuning Ring	0,4	0,9	56-68552
10. Feed Tube With Retainer Pin and Blank Choke	1	2.2	37-68301A
11. Piston	18	39.6	36-68J81
12. Piston case with retainer ring	33	72.6	35-68D14A
13. Piston retainer ring	0,1	0.22	23-99028
14. O-rings - guide sleeve, bit retainer (3 req.)			In seal kit
15. Guide sleeve with 2 O-rings (#13)	4	8.8	26-68J10A
16. Bit retainer ring with O-ring (#13)	1	2.2	27-68006A
17. Driver sub	6	13.2	34-68D69
Seal Kit			
1 piece of #2, 2 of #3 & 7 of #14	0,25	0.5	38-68656
Rebuild Kit			
1 piece of #1, 1 of #12, 1 of #17 & Seal kit			
3 1/2" API reg. pin	20	44	38-68N08/04
Complete hammer			
3 1/2" API reg. pin			32-5560-WMA/04S

	Weight		Outside diameter		Hammer length		Hammer length with bit			
	kg	lb	mm	inch	mm	inch	Bit closed		Bit extended	
	kg	lb	mm	inch	mm	inch	mm	inch	mm	inch
	72	158	142	5.6	922	36.3	1008	39.7	1046	41.2
Air consumption, cfm	Air consumption, cfm		Air consumption, cfm		Air consumption, m ³ /min		Air consumption, m ³ /min			
	150 psi	250 psi	350 psi	10 bar	18 bar	24 bar				
	395	759	1120	11,2	21,5	31,7				
Low volume option	345	680	1000	9,8	19,3	28,3				

Sandvik DTH drilling tools

RH550r hammer

8''



Replacement parts Item description

1. Top Subs with 3 O-Rings
- 4 1/2" API Reg. Pin
2. O-Ring Top Sub OD (1)
3. O-Ring Top Sub ID (2)
4. Check Valve Dart (with spring)
5. Check Valve Spring
6. Check Valve Guide
7. Choke Set, Blank 1/8", 3/16", & 1/4"
8. Feed Tube Retainer Pin
9. Tuning Ring for low volume (optinal)
10. Feed Tube With Retainer Pin and Blank Choke
11. Piston
12. Piston Case with Retainer Ring
13. Piston Retainer Ring
14. O-Rings Guide Sleeve & Bit Ret. (3)
15. Guide Sleeve with 2 O-Rings (#14)
16. Bit Retainer Ring w/O-Ring (#14)
17. Driver Sub


Item description	Weight		Part No.
	kg	lb	
1. Top Subs with 3 O-Rings			
4 1/2" API Reg. Pin	42	92,4	33-88002/19CA
2. O-Ring Top Sub OD (1)			In Seal Kit
3. O-Ring Top Sub ID (2)			In Seal Kit
4. Check Valve Dart (with spring)	0,5	1,1	38-11663A
5. Check Valve Spring	0,1	0,22	38-1/1235-073
6. Check Valve Guide	0,7	1,54	39-88001
7. Choke Set, Blank 1/8", 3/16", & 1/4"	0,12	0,264	29-68017A
8. Feed Tube Retainer Pin	0,2	0,44	12-99016
9. Tuning Ring for low volume (optinal)	0,8	1,76	56-88552
10. Feed Tube With Retainer Pin and Blank Choke	2,2	4,84	37-88001A
11. Piston	42	92,4	36-88J81
12. Piston Case with Retainer Ring	56	123,2	35-88002A
13. Piston Retainer Ring	0,2	0,44	23-99030
14. O-Rings Guide Sleeve & Bit Ret. (3)			In Seal Kit
15. Guide Sleeve with 2 O-Rings (#14)	11	24,2	26-88J10A
16. Bit Retainer Ring w/O-Ring (#14)	1,9	4,18	27-88006A
17. Driver Sub	17	37,4	34-88007
Seal Kit			
1 piece of 2, 2 of 3 & 7 of 14	0,25	0,55	38-88056
Rebuild Kit			
1 piece of 1, 1 of 12, 1 of 17 & Seal Kit			
4 1/2" API Reg. Pin	115	253	38-88002/19C
Complete Hammer			
4 1/2" API Reg. Pin top sub			32-5585-RMA/19C

	Weight		Outside diameter		Hammer length		Hammer length with bit			
							Bit closed		Bit extended	
	kg	lb	mm	inch	mm	inch	mm	inch	mm	inch
	173	380	181	7,12	1219	48	1310	51,6	1354	53,3
Low Volume Option	Air consumption, cfm			Air consumption, m ³ /min						
	150 psi	250 psi	350 psi	10 bar	18 bar	24 bar				
	460	850	1240	13	23,8	35,1				
	300	560	830	8,5	15,9	23,5				

Sandvik DTH drilling tools

RH550w hammer

8''



Replacement parts Item description	Weight		Part No.
	kg	lb	
1. Top Subs with 3 O-Rings			
4 1/2" API Reg. Pin	42	92,40	33-88302/19A
2. O-Ring Top Sub OD (1)			In Seal Kit
3. O-Ring Top Sub ID (2)			In Seal Kit
4. Check Valve Dart (with spring)	0,5	1,10	38-11663A
5. Check Valve Spring	0,1	0,22	38-1/1235-073
6. Check Valve Guide	0,7	1,54	39-88001
7. Choke Set, Blank 1/8", 3/16", & 1/4"	0,12	0,26	29-68017A
8. Feed Tube Retainer Pin	0,2	0,44	12-99016
9. Feed Tube With Retainer Pin and Blank Choke	2,2	4,84	37-88301A
10. Piston	42	92,40	36-88J81
11. Piston Case with Retainer Ring	56	123,20	35-88302A
12. Piston Retainer Ring	0,2	0,44	23-99030
13. O-Rings Guide Sleeve & Bit Ret. (3)			In Seal Kit
14. Guide Sleeve with 2 O-Rings (#14)	11	24,20	26-88J10A
15. Bit Retainer Ring w/O-Ring (#14)	1,9	4,18	27-88006A
16. Driver Sub	17	37,40	34-88007
Seal Kit			
1 piece of 2, 2 of 3 & 7 of 13	0,25	0,55	38-88056
Rebuild Kit			
1 piece of 1, 1 of 11, 1 of 16 & Seal Kit			
4 1/2" API Reg. Pin	115	253,00	38-88302/19
Complete Hammer			
4 1/2" API Reg. Pin top sub			32-5585-WMA/19S

Weight		Outside diameter		Hammer length		Hammer length with bit					
						Bit closed		Bit extended			
kg	lb	mm	inch	mm	inch	mm	inch	mm	inch		
173	380	181	7.12	1270	50	1361	53,6	1405	55,3		
Air consumption, cfm				Air consumption, m ³ /min							
150 psi		250 psi		350 psi		10 bar		18 bar		24 bar	
525		975		1540		14.9		27.6		43.6	

Sandvik DTH drilling tools

Sandvik drill pipes



Thread for pipe male (pin)	Thread for pipe female (box)	Diameter outside (mm)	Wall Thickness (mm)	Weight (kg)	Weight (lb)	Length (mm)	Flat (mm)	Part no.
DI 100 / Titon 100								
API 2 3/8" Reg	API 2 3/8" Reg	76	4	31	68	3000	no	52-076-10688900
API 2 3/8" Reg	API 2 3/8" Reg	89	4	37	82	3000	no	52-089-10508515
DI 200 / Titon 200								
API 2 3/8" Reg	API 2 3/8" Reg	76	6,3	46	101	4000	no	52-076-10686408
API 2 3/8" Reg	API 2 3/8" Reg	89	4	46	101	4000	no	52-089-10686310
DI 300 New Feed								
API 2 3/8" Reg	API 2 3/8" Reg	76	6,3	54,5	120	4000	no	52-076-10508616
API 2 3/8" Reg	API 2 3/8" Reg	89	4	54	119	4000	no	52-089-10508617
Titon 300								
API 2 3/8" Reg	API 2 3/8" Reg	76	6,3	46	101	4000	no	52-076-10686408
API 2 3/8" Reg	API 2 3/8" Reg	89	4	46	101	4000	no	52-089-10686310
DI 310 / 300R								
TR52x1/6"	TR52x1/6"	70	8,8	52	115	4000	no	52-070-10504585
API 2 3/8" Reg	API 2 3/8" Reg	76	6,3	46	101	4000	no	52-076-10686408
API 2 3/8" Reg	API 2 3/8" Reg	89	4	46	101	4000	no	52-089-10686310
DI 400 / 500 New Feed								
API 2 3/8" Reg	API 2 3/8" Reg	76	6,3	65	143	5000	no	52-076-10508618
API 2 3/8" Reg	API 2 3/8" Reg	89	6,3	82	181	5000	no	52-089-10508619
API 2 7/8" Reg	API 2 7/8" Reg	102	6,3	98	216	5000	no	52-102-10508620
API 3 1/2" Reg	API 3 1/2" Reg	114	6,3	115	254	5000	no	52-114-10508621
Titon 405 / Titon 500								
API 2 3/8" Reg	API 2 3/8" Reg	76	6,3	58	128	5000	no	52-076-10686990
API 2 3/8" Reg	API 2 3/8" Reg	89	6,3	75,5	166	5000	no	52-089-10686409
API 2 7/8" Reg	API 2 7/8" Reg	102	6,3	85	187	5000	no	52-102-10502702
API 3 1/2" Reg	API 3 1/2" Reg	114	6,3	93	205	5000	no	52-114-10504087
DI 600 / Titon 600								
API 2 3/8" Reg	API 2 3/8" Reg	89	6,3	95	209	6000	no	52-089-10505952
API 2 7/8" Reg	API 2 7/8" Reg	102	6,3	112	247	6000	no	52-102-10506339
API 3 1/2" Reg	API 3 1/2" Reg	114	6,3	132	291	6000	no	52-114-10505147
API 3 1/2" Reg	API 3 1/2" Reg	127	6,3	154	340	6000	no	52-127-10505190

Sandvik DTH drilling tools

Sandvik rotation unit adapters



Thread for male connection (pin)	Thread for female connection (box)	Thread for male connection (pin)	Diameter outside (mm)	Length shoulder to shoulder (mm)	Weight (kg)	Weight (lb)	Flat (mm)	Part no.
DI 100								
Rd 50x1/6"	-	M62x2	70/76	136	5,5	12	60	52-076-11517618
-	API 2 3/8 Reg	M62x2	76	131	4,6	10	70	52-076-11516950
API 2 3/8 Reg	-	M62x2	76	131	7,1	16	70	52-076-11516532
-	API 2 3/8 Reg	M62x2	89	136	6,5	14	70	52-089-11507248
API 2 3/8 Reg	-	M62x2	89	136	8,6	19	70	52-089-11507249
DI 200								
Rd 50x1/6"	-	M62x2	70/76	136	5,5	12	60	52-076-11517618
-	API 2 3/8 Reg	M62x2	76	131	4,6	10	70	52-076-11516950
API 2 3/8 Reg	-	M62x2	76	131	7,1	16	70	52-076-11516532
-	API 2 3/8 Reg	M62x2	89	136	6,5	14	70	52-089-11507248
API 2 3/8 Reg	-	M62x2	89	136	8,6	19	70	52-089-11507249
DI 300 New Feed								
-	API 2 3/8 Reg	M62x2	76	215	6,5	14	70	52-076-11687703
API 2 3/8 Reg	-	M62x2	76	214	7	15	70	52-076-11505948
-	API 2 3/8 Reg	M62x2	89	215	8,9	20	70	52-089-11512674
API 2 3/8 Reg	-	M62x2	89	214	11,8	26	70	52-089-11515477
DI 310								
API 2 3/8 Reg	-	M62x2	76	89	6	13	70	52-076-11502384
API 2 3/8 Reg	-	M62x2	89	89	6	13	80	52-089-11687217
Tr 52x1/6"	-	M62x2	89	90	5,6	12	70	52-089-11504166
DI 400 / 500 New Feed								
-	API 2 3/8 Reg	M62x2	76	215	6,5	14	70	52-076-11687703
API 2 3/8 Reg	-	M62x2	76	214	7	15	70	52-076-11505948
-	API 2 3/8 Reg	M62x2	89	215	8,9	20	70	52-089-11512674
API 2 3/8 Reg	-	M62x2	89	214	11,8	26	70	52-089-11515477
-	API 2 7/8 Reg	M62x2	102	215	12,5	28	75	52-102-11502994
API 2 7/8 Reg	-	M62x2	102	214	15,4	34	75	52-102-11515479
-	API 3 1/2 Reg	M62x2	114	215	13	29	95	52-114-11503612
API 3 1/2 Reg	-	M62x2	114	215	20,3	45	95	52-114-11515478
Titon 600								
-	API 2 3/8 Reg	M80x3	89	300	12,7	28	70	52-089-11516555
API 2 3/8 Reg	-	M80x3	89	300	16,5	36	70	52-089-11516556
-	API 2 7/8 Reg	M80x3	102	300	16,6	37	75	52-102-11517523
API 2 7/8 Reg	-	M80x3	102	301	22	49	75	52-102-11517522
-	API 3 1/2 Reg	M80x3	114	300	19	42	95	52-114-11505151
API 3 1/2 Reg	-	M80x3	114	300	25	55	100	52-114-11514978
-	API 3 1/2 Reg	M80x3	127	300	24	53	100	52-127-11516261
API 3 1/2 Reg	-	M80x3	127	300	29,5	65	100	52-127-11516260
DI 600 HD Rotary Drive New Feed								
-	API 2 3/8 Reg	API 3 1/2 Reg	89	307	13,5	30	72	52-089-11518907
API 2 3/8 Reg	-	API 3 1/2 Reg	89	307	17,8	39	75	52-089-11518908
-	API 2 7/8 Reg	API 3 1/2 Reg	102	307	17,3	38	85	52-102-11518905
API 2 7/8 Reg	-	API 3 1/2 Reg	102	307	21	46	85	52-102-11518906
-	API 3 1/2 Reg	API 3 1/2 Reg	114	307	21,1	47	100	52-114-11518332
API 3 1/2 Reg	-	API 3 1/2 Reg	114	307	25,5	56	100	52-114-11518871
-	API 3 1/2 Reg	API 3 1/2 Reg	127	307	27	60	100	52-127-11518872
API 3 1/2 Reg	-	API 3 1/2 Reg	127	307	31	68	100	52-127-11518873

Sandvik DTH drilling tools








Sandvik extension adapters



Thread for male connection (pin)	Thread for female connection (box)	Thread for male connection (pin)	Diameter outside (mm)	Length shoulder to shoulder (mm)	Weight (kg)	Weight (lb)	Flat (mm)	Part no.
DI 600 Adapter for new feed								
-	API 2 3/8 Reg	API 2 3/8 Reg	89	500	21,5	47	no	52-089-11508355
-	API 2 7/8 Reg	API 2 7/8 Reg	102	500	27,5	61	no	52-102-11508356
-	API 3 1/2 Reg	API 3 1/2 Reg	114	500	34,5	76	no	52-114-11508357
-	API 3 1/2 Reg	API 3 1/2 Reg	127	500	44,5	98	no	52-127-11508358
Titon 600 Adapter HD-Rotary drive								
-	API 2 3/8 Reg	API 2 3/8 Reg	89	670	29	64	no	52-089-11508351
-	API 2 7/8 Reg	API 2 7/8 Reg	102	670	37,5	83	no	52-102-11508352
-	API 3 1/2 Reg	API 3 1/2 Reg	114	670	46,5	103	no	52-114-11508353
-	API 3 1/2 Reg	API 3 1/2 Reg	127	670	59,5	131	no	52-127-11508354
Adapters								
DI 400 / 500 HD- Rotary drive and Foremost shock absorber								
-	API 2 3/8 Reg	API 3 1/2 Reg	76	223	7,8	17	70	52-076-11507231
API 2 3/8 Reg	-	API 3 1/2 Reg	76	223	11,3	25	70	52-076-11507229
-	API 2 3/8 Reg	API 3 1/2 Reg	89	223	10	22	80	52-089-11518177
API 2 3/8 Reg	-	API 3 1/2 Reg	89	223	13,8	30	75	52-089-11507195
-	API 2 7/8 Reg	API 3 1/2 Reg	102	223	12,5	28	85	52-102-11507184
API 2 7/8 Reg	-	API 3 1/2 Reg	102	223	16,2	36	85	52-102-11507181
-	API 3 1/2 Reg	API 3 1/2 Reg	114	223	14,7	32	100	52-114-11517924
API 3 1/2 Reg	-	API 3 1/2 Reg	114	223	20,9	46	100	52.114-11517921


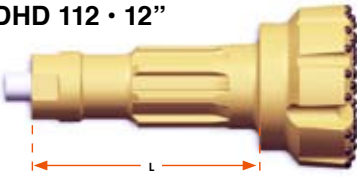
















Sandvik DTH drilling tools

Bit face designs

Face specifications		
Face	Button	Applications
Concave face 	Sandvik XT48 Ballistic 	<ul style="list-style-type: none"> • Soft to medium rock • Non Abrasive
	Sandvik XT48 Spherical 	<ul style="list-style-type: none"> • Soft to medium rock • Abrasive
Convex face 	Sandvik XT48 Ballistic 	<ul style="list-style-type: none"> • Soft rock • Non Abrasive
Flat face 	Sandvik XT48 Spherical 	<ul style="list-style-type: none"> • Hard rock • Abrasive

Sandvik DTH drilling tools

Bit shank identification chart

<p>M 30 · 3"</p> 	<p>L = 224 mm 8 Splines</p>	<p>DHD 112 · 12"</p> 	<p>L = 491 mm 12 Splines</p>
<p>M 40 · 4"</p> 	<p>L = 228 mm 12 Splines</p>	<p>QL 40 · 4"</p> 	<p>L = 279,4 mm 10 Splines</p>
<p>M 50 · 5"</p> 	<p>L = 287 mm 12 Splines</p>	<p>QL 50 · 5"</p> 	<p>L = 240 mm 12 Splines</p>
<p>M 60 · 6"</p> 	<p>L = 230 mm 12 Splines</p>	<p>QL 60 · 6"</p> 	<p>L = 253,3 mm 12 Splines</p>
<p>M 80 · 8"</p> 	<p>L = 329 mm 12 Splines</p>	<p>QL 80 · 8"</p> 	<p>L = 331,7 mm 16 Splines</p>
<p>DHD 3.5 · 3"</p> 	<p>L = 181 mm 8 Splines</p>	<p>SD 10 · 10"</p> 	<p>L = 356 mm 8 Splines</p>
<p>DHD 340 · 4"</p> 	<p>L = 209 mm 8 Splines</p>	<p>SD 12 · 12"</p> 	<p>L = 468 mm 8 Splines</p>
<p>DHD 350 · 5"</p> 	<p>L = 261 mm 8 Splines</p>		
<p>DHD 360 · 6"</p> 	<p>L = 308 mm 8 Splines</p>		
<p>DHD 380 · 8"</p> 	<p>L = 350 mm 10 Splines</p>		

Sandvik DTH drilling tools

Drill bits for RH550 hammers

Optional for Sandvik hammers: Sandvik RH550	Diameter		Air holes	Gauge buttons	Button dia. mm		Weight		Part No.	Shank
	mm	inch			gauge	front	Kg	lb		

M30

Convex face / Ballistic button



90	3 1/2	2	8	12	12	4,7	10	42-3A51090-R48
95	3 3/4	2	8	12	12	4,7	10	42-3A51095-R48
100	3 7/8	2	8	13	13	5,3	12	42-3A54100-R48
105	4 1/8	2	8	14	14	5,3	12	42-3A5B105-R48

M30



Flat face / Spherical button



90	3 1/2	2	8	11	11	4,7	10	42-3AF0090-S48
95	3 3/4	2	8	12	12	4,7	10	42-3AF1095-S48
100	3 7/8	2	8	13	13	5,3	12	42-3AF4100-S48
105	4 1/8	2	8	14	14	5,3	12	42-3AFB105-S48

M40

Concave face / Ballistic button



115	4 1/2	2	8	14	14	8,3	18	42-481B115-R48
121	4 3/4	2	8	14	14	8,3	18	42-481B121-R48
127	5	2	8	14	14	8,3	18	42-481B127-R48
130	5 1/8	2	8	16	13	8,3	18	42-4818130-R48
133	5 1/4	2	8	16	13	8,3	18	42-4818133-R48

M40



Concave face / Spherical button



115	4 1/2	2	8	14	14	8,3	18	42-481B115-S48
121	4 3/4	2	8	14	14	8,3	18	42-481B121-S48
127	5	2	8	14	14	8,3	18	42-481B127-S48
130	5 1/8	2	8	16	13	8,3	18	42-4818130-S48
133	5 1/4	2	8	16	13	8,3	18	42-4818133-S48

Convex face / Ballistic button



110	4 3/8	2	8	14	14	8,3	18	42-485B110-R48
115	4 1/2	2	8	14	14	8,3	18	42-485B115-R48
121	4 3/4	2	8	14	14	8,3	18	42-485B121-R48
127	5	2	8	14	14	8,3	18	42-485B127-R48
130	5 1/8	3	9	16	14	8,3	18	42-48L9130-R48
133	5 1/4	3	9	16	14	8,3	18	42-48L9133-R48

Flat face / Spherical button



110	4 3/8	2	8	14	14	8,3	18	42-48FB110-S48
115	4 1/2	2	8	14	14	8,3	18	42-48FB115-S48
121	4 3/4	2	8	14	14	8,3	18	42-48FB121-S48
127	5	2	8	14	14	8,3	18	42-48FB127-S48
130	5 1/8	2	8	16	14	8,3	18	42-48F9130-S48
133	5 1/4	2	8	16	14	8,3	18	42-48F9133-S48

Sandvik DTH drilling tools

Drill bits for RH550 hammers

Optional for Sandvik hammers: Sandvik RH550	Diameter		Air holes	Gauge buttons	Button dia. mm		Weight		Part No.	Shank
	mm	inch			gauge	front	Kg	lb		

M50

Concave face / Ballistic button



130	5 1/8	2	8	16	13	13,9	31	42-5818130-R48
133	5 1/4	2	8	16	13	14,3	31	42-5818133-R48
140	5 1/2	2	8	16	14	15,0	33	42-5819140-R48
140	5 1/2	3	9	16	14	15,0	33	42-58D9140-R48
146	5 3/4	2	8	16	14	16,0	35	42-5819146-R48
152	6	2	8	16	16	17,1	38	42-581C152-R48

M50



Concave face / Spherical button



130	5 1/8	2	8	16	13	13,9	31	42-5818130-S48
133	5 1/4	2	8	16	13	14,3	31	42-5818133-S48
140	5 1/2	2	8	16	14	15,0	33	42-5819140-S48
140	5 1/2	3	9	16	14	15,0	33	42-58D9140-S48
146	5 3/4	2	8	16	14	16,0	35	42-5819146-S48
152	6	2	8	18	16	17,1	38	42-581D152-S48

Convex face / Ballistic button



130	5 1/8	3	9	16	14	13,9	31	42-58L9130-R48
133	5 1/4	3	9	16	14	14,3	31	42-58L9133-R48
140	5 1/2	3	9	16	16	15,0	33	42-58LC140-R48
146	5 3/4	3	9	16	16	16,0	35	42-58LC146-R48
152	6	3	9	18	16	17,1	38	42-58LD152-R48

Flat face / Spherical button



130	5 1/8	2	8	16	14	13,9	31	42-58F9130-S48
133	5 1/4	2	8	16	14	14,3	31	42-58F9133-S48
140	5 1/2	3	9	16	14	15,0	33	42-5829140-S48
146	5 3/4	3	9	16	14	16,0	35	42-5829146-S48
152	6	3	9	18	16	17,1	38	42-582D152-S48

Sandvik DTH drilling tools

Drill bits for RH550 hammers

Optional for Sandvik hammers: Sandvik RH550	Diameter		Air holes	Gauge buttons	Button dia. mm		Weight		Part No.	Shank
	mm	inch			gauge	front	Kg	lb		

M60

Concave face / Ballistic button



152	6	2	8	16	16	21,8	48	42-681C152-R48
155	6 1/8	2	8	16	16	21,8	48	42-681C155-R48
159	6 1/4	2	8	16	16	22,9	50	42-681C159-R48
165	6 1/2	3	9	18	18	22,9	50	42-68DE165-R48
172	6 3/4	3	9	18	18	25,0	55	42-68DE172-R48
178	7	3	9	18	18	25,0	55	42-68DE178-R48
190	7 1/2	3	9	18	18	27,0	60	42-68DE190-R48
203	8	3	9	18	18	29,1	64	42-68DE203-R48

M60



Concave face / Spherical button



152	6	2	8	18	16	21,8	48	42-681D152-S48
155	6 1/8	2	8	18	16	21,8	48	42-681D155-S48
159	6 1/4	2	8	18	16	22,9	50	42-681D159-S48
165	6 1/2	3	9	18	16	22,9	50	42-68DD165-S48
165	6 1/2	3	9	18	18	22,9	50	42-68DE165-S48
172	6 3/4	3	9	18	18	25,0	55	42-68DE172-S48
178	7	3	9	18	18	25,0	55	42-68DE178-S48
190	7 1/2	3	9	18	18	27,0	60	42-68DE190-S48
203	8	3	9	18	18	29,1	64	42-68DE203-S48

Convex face / Ballistic button



152	6	3	9	18	16	22,9	50	42-68LD152-R48
155	6 1/8	3	9	18	16	22,9	50	42-68LD155-R48
159	6 1/4	3	9	18	16	22,9	50	42-68LD159-R48
165	6 1/2	3	9	18	18	23,9	53	42-68GE165-R48
172	6 3/4	3	9	18	18	25,0	55	42-68GE172-R48
178	7	3	9	18	18	25,0	55	42-68GE178-R48
203	8	3	9	18	18	29,1	64	42-68GE203-R48

Flat face / Spherical button



152	6	3	9	18	16	22,9	50	42-682D152-S48
155	6 1/8	3	9	18	16	22,9	50	42-682D155-S48
159	6 1/4	3	9	18	16	22,9	50	42-682D159-S48
165	6 1/2	3	9	18	18	23,9	53	42-682E165-S48
172	6 3/4	3	9	18	18	25,0	55	42-682E172-S48
178	7	3	9	18	18	25,0	55	42-682E178-S48
190	7 1/2	3	9	18	18	27,0	60	42-682E190-S48
203	8	3	9	18	18	29,1	64	42-682E203-S48

Sandvik DTH drilling tools

Drill bits for RH550 hammers

Optional for Sandvik hammers: Sandvik RH550	Diameter		Air holes	Gauge buttons	Button dia. mm		Weight		Part No.	Shank
	mm	inch			gauge	front	Kg	lb		

M80

Concave face / Spherical button



200	7 7/8	3	9	18	18	41,0	90	42-88PE200-S48
203	8	3	9	18	18	41,0	90	42-88PE203-S48
216	8 1/2	3	9	18	18	42,0	93	42-88PE216-S48
219	8 5/8	3	9	18	18	42,0	93	42-88PE219-S48
222	8 3/4	3	12	18	18	49,0	108	42-888E222-S48
226	8 7/8	3	12	18	18	51,0	112	42-888E226-S48
229	9	3	12	18	18	53,0	117	42-888E229-S48
241	9 1/2	3	12	18	18	57,0	126	42-888E241-S48
251	9 7/8	3	12	18	18	57,0	126	42-888E251-S48
254	10	3	12	18	18	57,0	126	42-888E254-S48
270	10 5/8	3	12	18	18	61,0	134	42-888E270-S48
305	12	3	12	18	18	77,0	170	42-888E305-S48



Convex face / Ballistic button



203	8	3	9	18	18	41,0	90	42-88GE203-R48
216	8 1/2	3	9	18	18	42,0	93	42-88GE216-R48
222	8 3/4	3	12	18	18	49,0	108	42-88GE222-R48

Flat face / Spherical button



203	8	3	9	18	18	41,0	90	42-882E203-S48
216	8 1/2	3	9	18	18	42,0	93	42-882E216-S48
222	8 3/4	3	12	18	18	49,0	108	42-88KE222-S48
229	9	3	12	18	18	53,0	117	42-88KE229-S48

Sandvik DTH drilling tools

Drill bits with DHD 3.5 & DHD 340 shanks

	Diameter		Air holes	Gauge buttons	Button dia. mm		Weight		Part No.	Shank
	mm	inch			gauge	front	Kg	lb		

DHD 3.5

Convex face / Ballistic button



90	3 1/2	2	8	12	12	4,5	10	42-2451090-R48
95	3 3/4	2	8	12	12	4,5	10	42-2451095-R48
100	3 7/8	2	8	13	13	5,0	11	42-2454100-R48
105	4 1/8	2	8	14	14	5,5	12	42-245B105-R48

Flat face / Spherical button



90	3 1/2	2	8	11	11	4,5	10	42-24F0090-S48
95	3 3/4	2	8	12	12	4,5	10	42-24F1095-S48
100	3 7/8	2	8	13	13	5,0	11	42-24F4100-S48
105	4 1/8	2	8	14	14	5,5	12	42-24FB105-S48

Foot valve



						0,5	1	47-24017
--	--	--	--	--	--	-----	---	----------

DHD 3.5



DHD 340

Concave face / Ballistic button



115	4 1/2	2	8	14	14	9,0	20	42-361B115-R48
121	4 3/4	2	8	14	14	11,0	24	42-361B121-R48
127	5	2	8	14	14	12,0	26	42-361B127-R48

Concave face / Spherical button



115	4 1/2	2	8	14	14	9,0	20	42-361B115-S48
121	4 3/4	2	8	14	14	11,0	24	42-361B121-S48
127	5	2	8	14	14	12,0	26	42-361B127-S48
130	5 1/8	2	8	16	13	14,0	31	42-3618130-S48
133	5 1/4	2	8	16	13	15,0	33	42-3618133-S48

Convex face / Ballistic button



110	4 3/8	2	8	14	14	8,0	18	42-365B110-R48
115	4 1/2	2	8	14	14	9,0	20	42-365B115-R48
121	4 3/4	2	8	14	14	11,0	24	42-365B121-R48
127	5	2	8	14	14	12,0	26	42-365B127-R48
130	5 1/8	3	9	16	14	14,0	31	42-36L9130-R48
133	5 1/4	3	9	16	14	15,0	33	42-36L9133-R48

Flat face / Spherical button



110	4 3/8	2	8	14	14	8,0	18	42-36FB110-S48
115	4 1/2	2	8	14	14	9,0	20	42-36FB115-S48
121	4 3/4	2	8	14	14	11,0	24	42-36FB121-S48
127	5	2	8	14	14	12,0	26	42-36FB127-S48
130	5 1/8	2	8	16	14	14,0	31	42-36F9130-S48
133	5 1/4	2	8	16	14	15,0	33	42-36F9133-S48

Foot valve



						0,5	1	47-36017
--	--	--	--	--	--	-----	---	----------

DHD 340



Sandvik DTH drilling tools

Drill bits with DHD 350 shanks

	Diameter		Air holes	Gauge buttons	Button dia. mm		Weight		Part No.	Shank
	mm	inch			gauge	front	Kg	lb		

DHD 350

Concave face / Spherical button



130	5 1/8	2	8	16	13	15,0	33	42-6918130-S48
133	5 1/4	2	8	16	13	15,0	33	42-6918133-S48
140	5 1/2	3	9	16	14	16,0	35	42-69D9140-S48
146	5 3/4	2	8	16	14	18,0	40	42-6919146-S48
152	6	2	8	18	16	20,0	44	42-691D152-S48

DHD 350



Convex face / Ballistic button



130	5 1/8	3	9	16	14	15,0	33	42-69L9130-R48
133	5 1/4	3	9	16	16	15,0	33	42-69L9133-R48
140	5 1/2	3	9	16	16	16,0	35	42-69LC140-R48
146	5 3/4	3	9	16	16	18,0	40	42-69LC146-R48
152	6	3	9	18	16	20,0	44	42-69LD152-R48

Flat face / Spherical button



130	5 1/8	2	8	16	14	15,0	33	42-69F9130-S48
133	5 1/4	2	8	16	14	15,0	33	42-69F9133-S48
140	5 1/2	3	9	16	14	16,0	35	42-6929140-S48
146	5 3/4	3	9	16	14	18,0	40	42-6929146-S48
152	6	3	9	18	16	20,0	44	42-692D152-S48

Foot valve



						0,4	0,9	47-69037
--	--	--	--	--	--	-----	-----	----------

Sandvik DTH drilling tools

Drill bits with DHD 360 & DHD 380 shanks

	Diameter		Air holes	Gauge buttons	Button dia. mm		Weight		Part No.	Shank
	mm	inch			gauge	front	Kg	lb		

DHD 360

Concave face / Spherical button



152	6	2	8	18	16	26,0	57	42-731D152-S48
155	6 1/8	2	8	18	16	27,0	60	42-731D155-S48
159	6 1/4	2	8	18	16	30,0	66	42-731D159-S48
165	6 1/2	2	8	18	18	30,0	66	42-73DE165-S48
172	6 3/4	3	9	18	18	31,0	68	42-73DE172-S48
178	7	3	9	18	18	32,0	71	42-73DE178-S48
190	7 1/2	3	9	18	18	34,0	75	42-73DE190-S48
203	8	3	9	18	18	36,0	79	42-73DE203-S48

DHD 360



Convex face / Ballistic button



152	6	3	9	18	16	26,0	57	42-73LD152-R48
155	6 1/8	3	9	18	16	27,0	60	42-73LD155-R48
159	6 1/4	3	9	18	16	30,0	66	42-73LD159-R48
165	6 1/2	3	9	18	18	30,0	66	42-73GE165-R48
172	6 3/4	3	9	18	18	31,0	68	42-73GE172-R48
178	7	3	9	18	18	32,0	71	42-73GE178-R48
203	8	3	9	18	18	36,0	79	42-73GE203-R48

Flat face / Spherical button



152	6	3	9	18	16	26,0	57	42-732D152-S48
155	6 1/8	3	9	18	16	27,0	60	42-732D155-S48
159	6 1/4	3	9	18	16	30,0	66	42-732D159-S48
165	6 1/2	3	9	18	18	30,0	66	42-732E165-S48
172	6 3/4	3	9	18	18	31,0	68	42-732E172-S48
178	7	3	9	18	18	32,0	71	42-732E178-S48
190	7 1/2	3	9	18	18	34,0	75	42-732E190-S48
203	8	3	9	18	18	36,0	79	42-732E203-S48

Foot valve



						0,5	1	47-73017-1
--	--	--	--	--	--	-----	---	------------

DHD 380

Concave face / Spherical button



200	7 7/8	3	9	18	18	49,2	108	42-87PE200-S48
203	8	3	9	18	18	49,7	110	42-87PE203-S48
216	8 1/2	3	9	18	18	52,0	115	42-87PE216-S48
219	8 5/8	3	9	18	18	52,7	116	42-87PE219-S48
222	8 3/4	3	12	18	18	53,7	118	42-878E222-S48
226	8 7/8	3	12	18	18	54,1	119	42-878E226-S48
241	9 1/2	3	12	18	18	60,1	132	42-878E241-S48
251	9 7/8	3	12	18	18	62,8	138	42-878E251-S48
254	10	3	12	18	18	63,3	140	42-878E254-S48
270	10 5/8	3	12	18	18	71,1	157	42-878E270-S48
305	12	3	12	18	18	84,3	186	42-878E305-S48

DHD 380



Foot valve



						0,5	1	47-87017
--	--	--	--	--	--	-----	---	----------

Sandvik DTH drilling tools

Drill bits with DHD 112 shanks

	Diameter		Air holes	Gauge buttons	Button dia. mm		Weight		Part No.	Shank
	mm	inch			gauge	front	Kg	lb		

DHD 112

Convex face / Spherical button



302	11 7/8	3	12	18	18	171,0	377	42-918E302-S48F
311	12 1/4	3	12	18	18	172,0	379	42-918E311-S48F
330	13	3	12	18	18	181,0	399	42-918E330-S48F
357	14	3	18	18	18	191,0	421	42-91PE357-S48F
381	15	3	18	18	18	200,0	441	42-91PE381-S48F
444	17 1/2	3	18	18	18	225,0	496	42-91PE444-S48F
483	19	3	18	18	18	280,0	617	42-91PE483-S48F
508	20	3	18	18	18	306,0	675	42-91PE508-S48F



DHD 112



Foot valve



						0,5	1,2	47-91017-1
--	--	--	--	--	--	-----	-----	------------

Sandvik DTH drilling tools

Drill bits with QL 40 shanks

	Diameter		Air holes	Gauge buttons	Button dia. mm		Weight		Part No.	Shank
	mm	inch			gauge	front	Kg	lb		

QL 40

Concave face / Spherical button



115	4 1/2	2	8	14	14	10,0	22	42-431B115-S48
121	4 3/4	2	8	14	14	10,0	22	42-431B121-S48
127	5	2	8	14	14	11,0	24	42-431B127-S48
130	5 1/8	2	8	16	13	11,0	24	42-4318130-S48
133	5 1/4	2	8	16	13	12,0	26	42-4318133-S48

Convex face / Ballistic button



110	4 3/8	2	8	14	14	10,0	22	42-435B110-R48
115	4 1/2	2	8	14	14	10,0	22	42-435B115-R48
121	4 3/4	2	8	14	14	10,0	22	42-435B121-R48
127	5	2	8	14	14	11,0	24	42-435B127-R48
130	5 1/8	3	9	16	14	11,0	24	42-43L9130-R48
133	5 1/4	3	9	16	14	12,0	26	42-43L9133-R48

Flat face / Spherical button



110	4 3/8	2	8	14	14	10,0	22	42-43FB110-S48
115	4 1/2	2	8	14	14	10,0	22	42-43FB115-S48
121	4 3/4	2	8	14	14	10,0	22	42-43FB121-S48
127	5	2	8	14	14	11,0	24	42-43FB127-S48
130	5 1/8	2	8	16	14	11,0	24	42-43F9130-S48
133	5 1/4	2	8	16	14	12,0	26	42-43F9133-S48

Foot valve



						0,5	1	47-43017
--	--	--	--	--	--	-----	---	----------

QL 40



Sandvik DTH drilling tools

Drill bits with QL 50 shanks

	Diameter		Air holes	Gauge buttons	Button dia. mm		Weight		Part No.	Shank
	mm	inch			gauge	front	Kg	lb		

QL 50

Concave face / Ballistic button



130	5 1/8	2	8	16	13	14,5	32	42-5518130-R48
133	5 1/4	2	8	16	13	14,5	32	42-5518133-R48
140	5 1/2	2	8	16	14	15,5	34	42-5519140-R48
140	5 1/2	3	9	16	14	15,5	34	42-55D9140-R48
146	5 3/4	2	8	16	14	15,5	34	42-5519146-R48
152	6	2	8	16	16	16,5	36	42-551C152-R48

Concave face / Spherical button



130	5 1/8	2	8	16	13	14,5	32	42-5518130-S48
133	5 1/4	2	8	16	13	14,5	32	42-5518133-S48
140	5 1/2	2	8	16	14	15,5	34	42-5519140-S48
140	5 1/2	3	9	16	14	15,5	34	42-55D9140-S48
146	5 3/4	2	8	16	14	15,5	34	42-5519146-S48
152	6	2	8	18	16	16,5	36	42-551D152-S48

Convex face / Ballistic button



130	5 1/8	3	9	16	14	14,5	32	42-55L9130-R48
133	5 1/4	3	9	16	14	14,5	32	42-55L9133-R48
140	5 1/2	3	9	16	16	15,5	34	42-55LC140-R48
146	5 3/4	3	9	16	16	15,5	34	42-55LC146-R48
152	6	3	9	18	16	16,5	36	42-55LD152-R48

Flat face / Spherical button



130	5 1/8	2	8	16	14	14,5	32	42-55F9130-S48
133	5 1/4	2	8	16	14	14,5	32	42-55F9133-S48
140	5 1/2	3	9	16	14	15,5	34	42-5529140-S48
146	5 3/4	3	9	16	14	15,5	34	42-5529146-S48
152	6	3	9	18	16	16,5	36	42-552D152-S48

Foot valve



						0,5	1.2	47-55017
--	--	--	--	--	--	-----	-----	----------

QL 50



Sandvik DTH drilling tools

Drill bits with QL 60 shanks

	Diameter		Air holes	Gauge buttons	Button dia. mm		Weight		Part No.	Shank
	mm	inch			gauge	front	Kg	lb		

QL 60

Concave face / Ballistic button



152	6	2	8	16	16	25,0	55	42-761C152-R48
155	6 1/8	2	8	16	16	26,0	57	42-761C155-R48
159	6 1/4	2	8	16	16	26,0	57	42-761C159-R48
165	6 1/2	3	9	18	18	28,0	62	42-76DE165-R48
172	6 3/4	3	9	18	18	28,0	62	42-76DE172-R48
178	7	3	9	18	18	29,0	64	42-76DE178-R48
190	7 1/2	3	9	18	18	30,0	66	42-76DE190-R48
203	8	3	9	18	18	32,0	71	42-76DE203-R48

QL 60



Concave face / Spherical button



152	6	2	8	18	16	25,0	55	42-761D152-S48
155	6 1/8	2	8	18	16	26,0	57	42-761D155-S48
159	6 1/4	2	8	18	16	26,0	57	42-761D159-S48
165	6 1/2	2	8	18	16	28,0	62	42-76DD165-S48
165	6 1/2	3	9	18	18	28,0	62	42-76DE165-S48
172	6 3/4	3	9	18	18	28,0	62	42-76DE172-S48
178	7	3	9	18	18	29,0	64	42-76DE178-S48
190	7 1/2	3	9	18	18	30,0	66	42-76DE190-S48
203	8	3	9	18	18	32,0	71	42-76DE203-S48

Convex face / Ballistic button



152	6	3	9	18	16	25,0	55	42-76LD152-R48
155	6 1/8	3	9	18	16	26,0	57	42-76LD155-R48
159	6 1/4	3	9	18	16	26,0	57	42-76LD159-R48
165	6 1/2	3	9	18	18	28,0	62	42-76GE165-R48
172	6 3/4	3	9	18	18	28,0	62	42-76GE172-R48
178	7	3	9	18	18	29,0	64	42-76GE178-R48
203	8	3	9	18	18	32,0	71	42-76GE203-R48

Flat face / Spherical button



152	6	3	9	18	16	25,0	55	42-762D152-S48
155	6 1/8	3	9	18	16	26,0	57	42-762D155-S48
159	6 1/4	3	9	18	16	26,0	57	42-762D159-S48
165	6 1/2	3	9	18	18	28,0	62	42-762E165-S48
172	6 3/4	3	9	18	18	28,0	62	42-762E172-S48
178	7	3	9	18	18	29,0	64	42-762E178-S48
190	7 1/2	3	9	18	18	30,0	66	42-762E190-S48
203	8	3	9	18	18	32,0	71	42-762E203-S48

Foot valve



						0,5	1,2	47-76017
--	--	--	--	--	--	-----	-----	----------

Sandvik DTH drilling tools

Drill bits with QL 80 shanks

	Diameter		Air holes	Gauge buttons	Button dia. mm		Weight		Part No.	Shank
	mm	inch			gauge	front	Kg	lb		

QL 80

Concave face / Spherical button



200	7 7/8	3	9	18	18	49,9	110	42-83PE200-S48
203	8	3	9	18	18	50,4	111	42-83PE203-S48
216	8 1/2	3	9	18	18	52,7	116	42-83PE216-S48
219	8 5/8	3	9	18	18	53,4	118	42-83PE219-S48
222	8 3/4	3	12	18	18	54,4	120	42-838E222-S48
226	8 7/8	3	12	18	18	54,8	121	42-838E226-S48
229	9	3	12	18	18	55,2	122	42-838E229-S48
241	9 1/2	3	12	18	18	60,8	134	42-838E241-S48
251	9 7/8	3	12	18	18	63,5	140	42-838E251-S48
254	10	3	12	18	18	64,0	141	42-838E254-S48
270	10 5/8	3	12	18	18	71,8	158	42-838E270-S48
305	12	3	12	18	18	85,0	187	42-838E305-S48

QL 80



Convex face / Ballistic button



203	8	3	9	18	18	51,3	113	42-83GE203-R48
216	8 1/2	3	9	18	18	53,6	118	42-83GE216-R48
222	8 3/4	3	12	18	18	55,2	122	42-83CE222-R48

Flat face / Spherical button



203	8	3	9	18	18	51,0	112	42-832E203-S48
216	8 1/2	3	9	18	18	53,7	118	42-832E216-S48
222	8 3/4	3	12	18	18	55,4	122	42-83KE222-S48
229	9	3	12	18	18	56,8	125	42-83KE229-S48

Foot valve



						0,5	1.2	47-83017
--	--	--	--	--	--	-----	-----	----------

Sandvik DTH drilling tools

Drill bits with SD 10 & SD 12 shanks

	Diameter		Air holes	Gauge buttons	Button dia. mm		Weight		Part No.	Shank
	mm	inch			gauge	front	Kg	lb		

SD 10

Concave face / Spherical button



254	10	3	12	18	18	108,0	238	42-108E254-S48F
270	10 5/8	3	12	18	18	108,0	238	42-108E270-S48F
279	11	3	12	18	18	113,0	249	42-108E279-S48F
305	12	3	12	18	18	125,0	276	42-108E305-S48F

Foot valve



						0,5	1.2	47-10017
--	--	--	--	--	--	-----	-----	----------

SD 10



SD 12

Concave face / Spherical button



302	11 7/8	3	12	18	18	171,0	377	42-128E302-S48F
311	12 1/4	3	12	18	18	172,0	379	42-128E311-S48F
330	13	3	12	18	18	181,0	399	42-128E330-S48F
357	14	3	18	18	18	191,0	421	42-12PE357-S48F
381	15	3	18	18	18	200,0	441	42-12PE381-S48F
444	17 1/2	3	18	18	18	225,0	496	42-12PE444-S48F
483	19	3	18	18	18	280,0	617	42-12PE483-S48F
508	20	3	18	18	18	306,0	675	42-12PE508-S48F

Foot valve



						0,55	1.2	47-12017
--	--	--	--	--	--	------	-----	----------

SD 12



Sandvik DTH drilling tools

Sandvik Tubex systems



Tubex product range						
	Tubex type	Casing, recom. size (mm)		Min. wall thickness (mm)	Max. drill bit diameter (mm) A	Reaming diameter (mm)
		Max. OD	Min. ID			
	90	115	102	5	90	123
	115	142	128	5	115	152
	140	171	157	5	140	187
	165	196	183	5,5	165	212
	180	219	194	6,3	180	232
	190	222	205	6,3	190	237
	240	273	260	6,3	240	306
	280	327	305	7,1	280	370

Tubex XL-90					
Part	Description	Weight (kg)	Weight (lb)	Part no.	
Guide device	M30	7	16	80-3A00-090D	
Guide device	DHD 3.5 (Foot valve, 47-24017)	7	16	80-2400-090D	
Pilot bit	1/8, 12/12, CV, DP65	3,6	7,9	81-090B-090A65	
Eccentric reamer		1,4	3,0	82-090B-123W65	
Casing shoe		1,1	2,4	84-090D-00	
Stabilizer	2 3/8" Box & pin API reg.; wrench flat - 65 mm	6	13	7989-2999	
Locking kit				85-090-KT	

Tubex XL-115					
Part	Description	Weight (kg)	Weight (lb)	Part no.	
Guide device	M40	12	27	80-4800-115D	
Guide device	DHD 340 (Foot valve, 47-36017)	12	27	80-3600-115D	
Guide device	QL 40 (Foot valve, 47-43017)	12	27	80-4300-115D	
Pilot bit	2/8, 14/14, CV, DP65	8	17	81-115A-115A65	
Eccentric reamer		2,6	5,7	82-115A-152W65	
Casing shoe		1,6	3,5	84-115D-00	
Stabilizer	2 3/8" Box & pin API reg.; wrench flat - 65 mm	8,3	18,3	7989-1627	
Locking kit				85-115A-KT	

Sandvik DTH drilling tools

Sandvik Tubex systems

Tubex XL-140				
Part	Description	Weight (kg)	Weight (lb)	Part no.
Guide device	M50	22	49	80-5800-140D
Guide device	Silverdril SD 5 (Foot valve, 47-51017)	21	15	80-5100-140D
Guide device	DHD 350 (Foot valve, 47-69037)	21	15	80-6900-140D
Guide device	QL 50 (Foot valve, 47-55017)	21	15	80-5500-140D
Pilot bit	2/8, 14/14, CV, DP65	11	24	81-140A-140A65
Eccentric reamer	189 mm reaming diameter	4	9	82-140A-189W65
Eccentric reamer	197 mm reaming diameter, not for use with casing shoe	4	9	82-140A-197W65
Casing shoe		2,4	5.3	84-140D-00
Stabilizer	2 3/8" Box & pin API reg.; wrench flat - 65 mm	9	19.8	7989-1451
Stabilizer	3 1/2" Box & pin API reg.; wrench flat - 95 mm	16,4	36.1	7989-1452
Locking kit				85-140A-KT

Tubex XL-165				
Part	Description	Weight (kg)	Weight (lb)	Part no.
Guide device	M60	34	74	80-6800-165D
Guide device	Silverdril SD 6 (Foot valve, 47-61017)	36	79	80-6100-165D
Guide device	DHD 360 (Foot valve, 47-73017-1)	34	74	80-7300-165D
Guide device	QL 60 (Foot valve, 47-76017)	34	74	80-7600-165D
Pilot bit	2/8, 16/16, CV, DP65	17	38	81-165A-165A65
Eccentric reamer		7	15	82-165A-212W65
Casing shoe		3,2	7	84-165D-00
Stabilizer	3 1/2" Box & pin API reg.; wrench flat - 95 mm	22	47	7989-1777
Locking kit				85-165A-KT

Tubex XL-180				
Part	Description	Weight (kg)	Weight (lb)	Part no.
Guide device	Silverdril SD 6 (Foot valve, 47-61017)	44	97	80-6100-180D
Guide device	DHD 360 (Foot valve, 47-73017-1)	44	97	80-7300-180D
Pilot bit	2/8, 16/16, CV, DP65	24	52	81-180A-180A65
Eccentric reamer		10	22	82-180A-232W65
Casing shoe		4	9	84-180D-00
Stabilizer	3 1/2" Box & pin API reg.	25	55	7989-2389
Locking kit				85-180A-KT

Tubex XL-190				
Part	Description	Weight (kg)	Weight (lb)	Part no.
Guide device	M60	40	88	80-6800-190D
Guide device	Silverdril SD 6 (Foot valve, 47-61017)	44	97	80-6100-190D
Guide device	Silverdril SD 8 (Foot valve, 47-81017)	47	103	80-8100-190D
Guide device	QL 60 (Foot valve, 47-76017)	44	97	80-7600-190D
Guide device	DHD 360 (Foot valve, 47-73017-1)	44	97	80-7300-190D
Pilot bit	3/8, 16/16, CV, DP65	29	64	81-190A-190A65
Eccentric reamer		10	22	82-190A-237W65
Casing shoe		4,1	9	84-190D-00
Stabilizer	3 1/2" Box & pin API reg.	25	55	7989-3100
Locking kit				85-190A-KT

Sandvik DTH drilling tools

Sandvik Tubex systems

Tubex XL-240				
Part	Description	Weight (kg)	Weight (lb)	Part no.
Guide device	M80	67	148	80-8800-240D
Guide device	Silverdril SD 8 (Foot valve, 47-81017)	67	148	80-8100-240D
Guide device	DHD 380 (Foot valve, 47-87017)	67	148	80-8700-240D
Pilot bit	2/12, 16/16, CV, DP65	46	102	81-240B-240A65
Eccentric reamer		18	39	82-240B-308W65
Casing shoe		7	15	84-240A-00
Stabilizer	4 1/2" Box & pin API reg.; wrench flat - 114 mm	40	89	7989-2255
Locking kit				85-240A-KT
Tubex XL-280				
Part	Description	Weight (kg)	Weight (lb)	Part no.
Guide device	Silverdril SD 10 (Foot valve, 47-10017)	160	353	80-1000-280D
Pilot bit	3/12, 18/18, CV, DP65	88	194	81-280A-280A65
Eccentric reamer		43	95	82-280A-378W65
Casing shoe		15	33	84-280A-00
Locking kit		1,5	3.3	85-280A-KT



www.sandvik.com

Sandvik Mining and Construction Tools AB
SE-811 81 Sandviken, Sweden. Tel +46 26 26 20 00 Fax +46 26 26 23 00