


### DataLogger

To learn more about the DataLogger see  
Page 78



#### Dimensions:

Length: ..... 6'  
Width: ..... 6'  
Height: ... 4½'

### McHiLYT 250 Tee, Wye & Ell Machine

Includes: Fusion machine, fixtures, and IPS or metric inserts.

Machine Type	Model No.	Input Voltage Requirements
Metric	A870001	11KVA/10.4KW @ 380VAC, 50Hz, 3Ph

## McHiLYT 250

The **McHiLYT™ 250** fitting fabrication machine is designed to produce Wyes, Tees and Crosses from **110mm to 250mm (4" IPS to 8" DIPS)** pipe. It can also produce Ells from **110mm to 315mm (4" IPS to 12" IPS)** pipe. The machine is compatible with the McElroy DataLogger®, which records the fusion parameters that are used on each joint.

#### DR Capabilities:

For Ells & Tees: DR 9 through 32.5  
For Wyes: DR 7 through 32.5

### McHiLYT 250 Tooling Options

#### Metric Ell Inserts

110, 125, 140, 160, 180, 200, 225, 250, 280 & 315mm

#### Wyes, Long Tee & Short Tee Inserts

110, 125, 140, 160, 180, 200, 225 & 250mm

**NOTE:** Other machine configurations are available upon request. Contact your McElroy representative about inserts to fit your needs.

#### Spare Facer Blade Kit - 8 blades, screws and wrench



T1208611

Standard blades.

T1208611C

Extended life blades.

#### Spare Heater Plate Kit



A871201

Set of 2 plates with anti-stick coating required for butt fusion. Kit includes attaching screws and wrench.

**INTRODUCING THE NEW DATALOGGER®**  
Record the time, temperature and pressure of each fusion joint. To learn more see page 78.

# NOW RECORDING

## McHiLYT 630

The **McHiLYT™ 630** fitting fabrication machine is designed to produce ells and tees from polyethylene pipe in sizes from 630 mm x SDR 7 down to 8" IPS/280mm x SDR 26. This machine can also fabricate wyes from 630 mm x SDR 7 to 8"/280mm x SDR 11 pipe.

The machine is compatible with the McElroy DataLogger®, which records the fusion parameters that are used on each joint.

### DR Capabilities:

For Ells & Tees: DR 7 through 17  
For Wyes: DR 7 through 11

## McHiLYT Tooling Options

### Metric Inserts

250, 315, 355, 400, 450, 500, & 560

### IPS Inserts

8, 10, 12, 14, 16, 18, 20, 22, & 24

### DIPS Inserts

8, 10, 12, 14, 16, 18 & 20

**NOTE:** Other machine configurations are available upon request. Contact your McElroy representative about inserts to fit your needs.


## McHiLYT 630 Tee, Wye & Ell Machine


Machine Type	Model No.	Input Voltage Requirements
Includes: Fusion machine, fixtures, and IPS or metric inserts.		
Metric	A2440010	380VAC, 50Hz, 3Ph
IPS	A2440011	480VAC, 60Hz, 3Ph



**DataLogger**  
To learn more about the DataLogger see [Page 78](#)

**Dimensions:**  
Length: ..... 9'  
Width: ..... 10'  
Height: ..... 6'

Spare Facer Blade Set		
	2460503	Set of 4 facer blades. Includes screws and wrench.

Spare Heater Plates		
	2444302	Right heater plate.
	2444301	Left heater plate.

**DESIGNING ...**



**ANOTHER BREAKTHROUGH MOMENT**

McElroy Design and Engineering services – let us find a solution for you.